

Welfare Reform In Georgia 2025

Senate Bill 104



**Georgia Department
of Human Services**

Division of Family & Children Services

DIVISION OF FAMILY & CHILDREN SERVICES
WELFARE REFORM
GEORGIA ANNUAL REPORT 2025

TABLE OF CONTENTS

| | |
|---|-------------|
| WELFARE REFORM IN GEORGIA: 2015-2025 | i |
| ADOLESCENT HEALTH AND YOUTH DEVELOPMENT PROGRAM Fiscal Year 2025 Summary Report | xiv |
| SENATE BILL 104 REPORTING REQUIREMENTS | xxiv |
| SECTION A The Total TANF Caseload Count | 1 |
| SECTION B Quarterly and Annual TANF Reports | 3 |
| SECTION C Percentage and Number of TANF Caseload Given Hardship Exemption from Lifetime Limit | 6 |
| SECTION D TANF Recipient Transportation Assistance | 12 |
| SECTION E Diversions Assistance to Prevent TANF Receipt | 17 |
| SECTION F Number of Individuals Excluded from the Assistance Unit Due to a Serious Violent Felony Conviction | 26 |
| SECTION G Number of Mothers Under 19 Who Received TANF Assistance | 29 |
| SECTION H TANF Subsidized Childcare | 34 |
| SECTION I Data on Teen Pregnancy Prevention | 48 |
| SECTION J Number of TANF Sanctions *Information is not available | N/A |
| SECTION K Number of Legal Immigrants Receiving TANF Benefits by Category of Immigration Status | 53 |
| SECTION L Number of Families No Longer Eligible Because of Time Limits | 58 |
| SECTION M Follow-up Information on Job Retention and Earnings *Information is not available | N/A |
| SECTION N Evaluation of the Effect of Code Section 49-4-186 On the Number of Births to TANF Recipient Families *Information is not available | N/A |

WELFARE REFORM IN GEORGIA: 2015-2025

Senate Bill 104

The enabling legislation for the Temporary Assistance for Needy Families (TANF) program in Georgia is Senate Bill 104, now known as Act 389. The major provisions are:

- Most recipients are limited to 48 months of TANF assistance.
- All adult TANF recipients and all eligible parents are required to participate in approved work activities.
- All adult TANF recipients are required to sign a personal responsibility plan that emphasizes personal responsibilities to better their lives. Some of the required actions include:
 - Ensuring that minor children attend school
 - Attending school conferences
 - Attending family planning counseling
 - Participating in substance abuse treatment, if needed
 - Having children immunized
 - Obtaining prenatal care, if needed
- Teen parents are required to continue to live with a parent or responsible relative and must remain in school to obtain their GED or high school diploma.
- Family cap measures were strengthened so that TANF cash assistance does not increase for recipients who give birth to an additional child after receiving TANF for 10 months.
- Families who do not meet work or personal responsibility requirements could be sanctioned, with a reduction in or termination of benefits for three months or 12 months, depending on the number of infractions.

The Personal Responsibility and Work Opportunity Reconciliation Act

In August 1996, the Personal Responsibility and Work Opportunity Reconciliation Act (PRWORA) was enacted. PRWORA eliminated the Aid to Families with Dependent Children (AFDC) cash entitlement program and replaced it with the TANF block grant. PRWORA effectively ended welfare entitlement, replacing the AFDC program with the time limited TANF program. The four purposes of TANF are to:

- Provide assistance to needy families so that children may be cared for in their own homes
- Reduce welfare dependency by promoting job preparation, work, and marriage
- Prevent teen pregnancies
- Encourage the formation and maintenance of two-parent families

PRWORA established mandatory work participation rates and enacted time limits on the receipt of TANF benefits. Moreover, PRWORA afforded states greater flexibility in the design and implementation of the TANF program and provided each state a block grant to fund its program.

State Maintenance of Effort (MOE) spending levels were mandated so that states would maintain levels of spending consistent with previous spending for AFDC.

In the fall of 1996, Georgia submitted a state plan for administering the TANF program. Following a 45-day federal review period and a series of public hearings, the plan was accepted by the U.S. Department of Health and Human Services (HHS), and Georgia was approved to receive the TANF block grant. The first TANF checks were issued on January 1, 1997.

In past years, the most important aspect of the case manager's job was issuing welfare benefits. With the 1996 introduction of Work First, the emphasis shifted to helping case managers assist TANF recipients in maintaining employment, as well as seeking career advancement. Customers are expected to find employment, keep the employment, and seek career advancement. The goal is family self-sufficiency, limiting the need for public assistance. As a result, TANF caseloads greatly declined.

Georgia made the necessary changes to be compliant with the Final Rule. The most significant change was new internal control guidelines, requiring major system changes.

The Growth of TANF in Georgia

October 2004: Georgia initiated a new service delivery strategy for TANF called TANF = WORK NOW. This strategy focused on three elements:

- Education - TANF participants were educated at the point of application on all the goals and requirements of the TANF program.
- Engagement - TANF participants with a work requirement were engaged in work activities within seven days of the approval of their application.
- Monitoring - TANF participants were monitored consistently and frequently to ensure adherence to program requirements.

This concept yielded a significant decrease in the number of total TANF cases, particularly the number of adult mandatory cases.

April 2006: Georgia took TANF = WORK NOW a step further by focusing on values and beliefs that would assist in strengthening Georgia's families. New policies were implemented, and case managers were trained on the principles of case management. The values and beliefs that we espouse are as follows:

- Welfare is not good enough for any family.
- Government cannot and should not take the place of family.
- Children are better off when responsible caretakers can provide for their families.
- There is dignity in work, whether with the hand or the head.
- Georgia urges responsible adult behavior and economic self-sufficiency to end dependency on government assistance.
- With proper preparation, support, and supervision, we can help our customers create a more secure employment future for themselves.

October 2006: Georgia recognized the need for additional transitional supports to assist participants with job retention and career advancement, thereby launching the Work Support Program.

February 2008: Final Rule for the Reauthorization of TANF was released by HHS's Administration for Children and Families (ACF). This rule was based on changes required by the Deficit Reduction Act (DRA) of 2005. According to the DRA final document (45 CFR, Parts 261, 262, 263, and 265, pg. 6772), "The DRA reauthorized the TANF program through federal fiscal year (FFY) 2010 with a renewed focus on work, program integrity, and strengthening families through healthy marriage promotion and responsible fatherhood."

The DRA retained most of the original welfare reform law. The key changes in the Final Rule were: (1) defined each of the 12 countable work activities; (2) defined the term "work eligible individual;" (3) clarified that a State may count only actual hours of participation; (4) recalibrated the caseload reduction credit by updating the base year from FFY 1995 to FFY 2005; (5) required each State to establish and maintain work participation verification procedures through a Work Verification Plan; (6) established a new penalty for failure to comply with work verification procedures; and (7) allows additional pro-family expenditures to count toward a State's MOE requirement.

October 2010: The agency rolled out a new business process called Georgia Re-engineering Our Work (G.R.O.W.). The G.R.O.W. process established three functions that case managers focus on (1) interviewing applicants; (2) processing applications; and (3) finalizing applications. An applicant in North Georgia applying for benefits could be interviewed by a case manager in Middle Georgia. The application could then be transmitted to a case manager in West Georgia for processing and transmitted to another location for finalization or approval. After approval, the case was transferred back to the county where the applicant resided. The G.R.O.W. process symbolized the concept of doing more with less.

October 2011: The Georgia Department of Human Services (DHS) added a new process through the Document Imaging System (DIS). The DIS gave public assistance customers the option to scan in documents from a home computer scanner, a scanning station in a public community center, such as the Community Action Agencies/Authorities (CAAs), certain child support offices, or local Georgia Division of Family & Children Services (DFCS) offices. Customers who were employed and unable to report to a local DFCS office could renew their benefits online and scan the required supporting documents to an image repository where the case manager or other staff could access the documents.

October 2012: DFCS revisited the G.R.O.W. process to reevaluate its effectiveness. During the evaluation, it became evident that the work could not change, but the way the work was done could. Business Operations Planning (B.O.P.) was added. B.O.P. is: (1) the standardization of G.R.O.W. within each region. All regions would use the same procedures to complete a case from start to finish; (2) Self-service was the standardized lobby resource; (3) Document imaging system (DIS); (4) Telecommunications – local Office call center model; and (5) Office of Financial Independence (OFI) Data Tool – standardized data management. OFI teams were formed to ensure standardization. The OFI teams consisted of: customer support, business support, and eligibility specialists. Our customer support staff supported all walk-in work and was the face of DFCS. The business support staff scanned mail to DIS, answered general inquiries, registered, and initiated cases. The eligibility specialists keyed cases, interviewed applicants, finalized cases,

and handled case maintenance. With these measures in place, we were striving to provide our customers with a timely and efficient outcome.

2013: To improve the overall service of the public assistance programs, Georgia focused on improving the process to provide convenient access, service accountability, and improve the customer experience. Georgia One was a combination of technology (DIS and COMPASS) and incorporated self-service options that allowed DFCS to provide Supplemental Nutritional Assistance Program (SNAP), TANF, Childcare and Parent Services (CAPS), and Medicaid recipients the opportunity to track and manage their case. This change helped us serve our customers more efficiently and effectively.

March 2015: To find the best way to serve its people, the State reached out to all public assistance programs to map current processes. Georgia began to find more effective ways to help provide eligibility services and improve customer service. Georgia Gateway, an integrated eligibility system, began to form. It would allow interested parties to research information about available public assistance programs online. Future enhancements will include online application and eligibility criteria for other participating public assistance programs such as SNAP; CAPS; Medicaid; Women, Infants, Children (WIC); and PeachCare for Kids (PCK). Georgia Gateway is being implemented concurrently with a new business model known as “One Caseworker, One Family,” which streamlines the case management process by assigning one caseworker from application to completion.

February 2017: Georgia Gateway, the multi-agency integrated eligibility system, debuted in Henry County. A phased rollout across the state culminated with Fulton and DeKalb counties joining in September 2017.

October 2018: Standardized employment services contracts, developed jointly by state office and district staff, were put in place to simplify the delivery and monitoring of referred applicants and the activities of work-eligible individuals. Additional vendors were developed along with a standardized invoice system.

2020: The COVID-19 pandemic created the need to modernize TANF policies and procedures in 2020. Effective March 2020, mandatory work requirements were waived. However, those who were able and wished to continue their work activities remained supported. Also, eligibility verification requirements were lessened to remove potential hardships to those who were sheltering in place. For example, forms were mailed, but a signed copy was no longer required to be returned. Effective June 1, 2020, Temporary Assistance for Needy Families (TANF) became available via Georgia Gateway as an online application tool. Anyone may apply online Monday through Friday 5:00 a.m. to midnight (excluding weekends and holidays).

- **Work Activities and Sanction Suspension:** Since work requirements were temporarily waived, all outstanding work sanctions were lifted effective April 2020. Failure to participate did not result in adverse action until work requirements resumed as mandatory.
- **Extending Certification Periods on Renewals:** Reviews were also extended to assist families during the COVID pandemic. Families received a six-month extension on their annual renewal deadlines. For example, renewals that were due in March (pre-COVID-19) were extended to September 2020.

2021: COVID-19 procedures for the TANF program that began in SFY 2020 remained in place during SFY 2021. This included temporary work requirements, a reduction in the forms requiring client signature (to reduce the need for hard paperwork circulation) and extended renewal periods.

In SFY 2021, work-eligible individuals were encouraged to participate in work activities and support services continued to be paid. Many individuals benefited by choosing job search as a supported activity. Those participants who found full-time employment qualified for work support payments of \$200 per month for up to 12 months, as well as continued support services. State law requires a TANF lifetime limit of 48 months, however, Georgia granted good cause extensions to ensure that families' assistance remained in place when they needed it the most.

TANF policy was also adapted to mirror the evolving policies for SNAP and Medicaid. Having similar policies between programs streamline eligibility practices for staff and reduces the need to provide non-essential verification, saving time and effort for our families requesting assistance.

2022: In SFY 2022, the TANF program saw the end of the COVID-19 procedures that began in SFY 2020. This included the end of the Waiver of TANF Work Requirements. All work eligible individuals were to be assessed for work readiness and assigned an appropriate activity beginning July 2022.

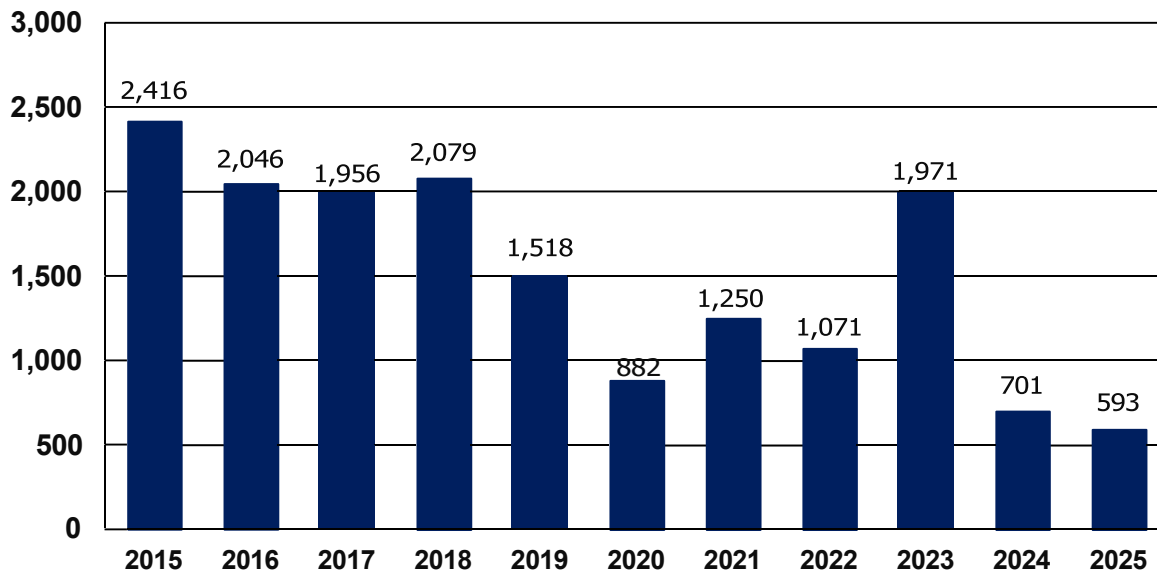
In April 2022, Georgia also distributed Pandemic Emergency Assistance Funds (PEAF) established by the American Rescue Plan Act of 2021. P-TANF provided a one-time payment of \$775 per individual who had correctly received a TANF benefit between April 1, 2020, and September 30, 2021. This payment was to assist families with any financial needs that arose from the pandemic. The remaining funds from the issuance of P-TANF were issued as an employment bonus to work-eligible individuals who were employed when TANF work requirements resumed or gained employment in the month of July 2022 and the earned income caused TANF ineligibility effective August 1, 2022. The PEAFF employment bonus amount was \$232.29 per family.

2023: With the signing into law of HB 129 in SFY 2023, Georgia began expanding TANF eligibility to consider the needs of a pregnant woman. As of July 1, 2023, the TANF grant amount became based on the number of eligible members and the number of verified fetuses. A pregnant woman or pregnant minor must meet all TANF eligibility requirements and are considered for work requirements with or without dependent children.

Additionally, HB 129 brought an end to the provision for family cap in the TANF program. All TANF cases with a family cap child were updated prior to July 1, 2023, to remove the family cap provision, which allowed some families to receive an increase in their TANF benefit for July ongoing.

2024: In SFY 2024, Georgia qualified for a reallocation of P-TANF benefits because all initial PTANF funds were exhausted. This reallocation of benefits was known as P-TANF RRR, and it provided a one-time payment for individuals in a Relative Raising Relative (RRR) assistance unit who were eligible for and approved for TANF cash assistance by August 31, 2023. P-TANF RRR distributions occurred on March 15, 2024, with 5,647 eligible children receiving \$450.61 each.

TANF Adult Caseloads SFY 2015 - SFY 2025



TANF Adult Caseloads

As we continue our mission to help TANF recipients attain self-sufficiency, our adult TANF caseload is decreasing. The TANF adult caseload dropped from 2,416 in 2015 to 593 in 2025. The decrease is 1,823 cases within a 10-year period.

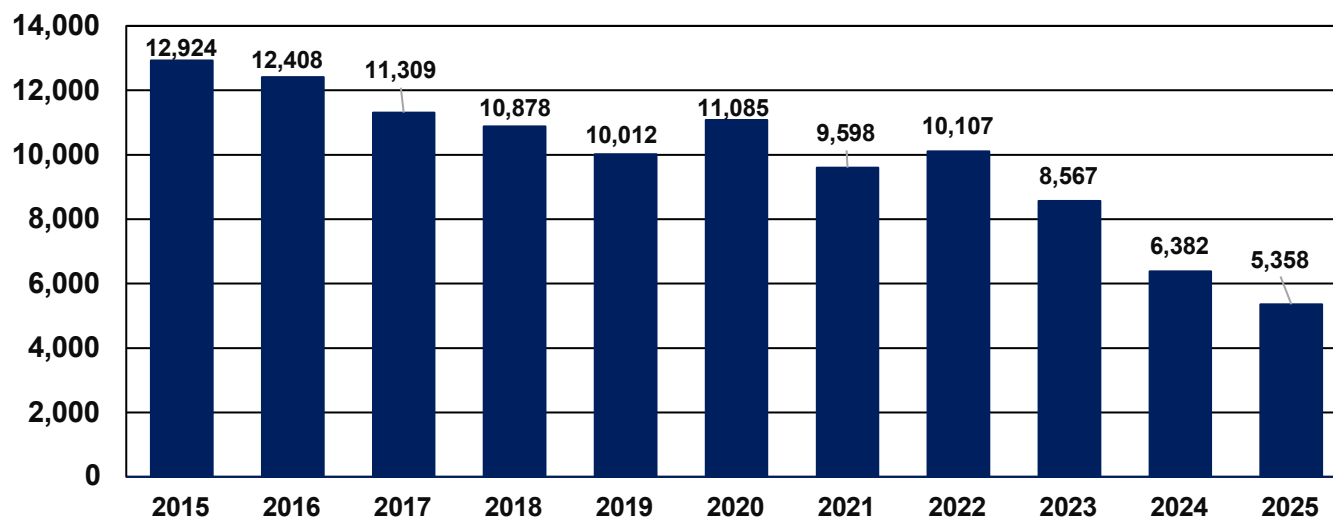
Collaborative Efforts

To assist Georgia's TANF recipients in fulfilling the requirements of Act 389 and attaining self-sufficiency, it was necessary to collaborate with other public service agencies and entities. To start, partnerships were formed with Georgia Department of Labor (GDOL) and the Technical College System of Georgia (TCSG) to develop a job-ready workforce. Each agency committed to providing specific services to TANF recipients, while DHS provided case management and support services. TCSG was the primary source for job training, and GDOL focused on job development and placement.

The services provided through these partnerships have contributed greatly to the families receiving TANF. The recipients utilized the job training, job development, and job placement resources from our partners to gain or refresh their skills, thus becoming more marketable. The services also helped some find better jobs and leave the TANF program.

TANF CASELOADS

SFY 2015 - SFY 2025



In SFY 2015, Georgia had 12,924 TANF cases. The current total number of TANF cases in Georgia for SFY 2025 is 5,358. Georgia has reduced its caseload by approximately 58.5% in ten years.

Transportation

Transportation expenditures greatly increased with the implementation of TANF and subsequently decreased as the number of TANF cases declined. DFCS provides direct payments or public transportation cards to applicants, recipients, and those receiving transitional support. Beginning in SFY 2000, DFCS collaborated with the Office of Facilities and Support Services to expand the Consolidated Transportation System. TANF funds invested in this initiative have increased from \$345,000 in SFY 2000 to \$3,200,000 in SFY 2018. Transportation services through DHS's Consolidated Transportation System ended in 2019 with a reduction in TANF cases. In SFY 2025, TANF funds paid directly to applicants and recipients totaled \$11,618.84.

Employment Intervention Services

Employment Intervention Services (EIS) are available to TANF applicants who have full time employment but is temporarily on unpaid leave due to a temporary illness and is scheduled to return to work within four months, and the AU meets the gross income ceiling (GIC) test.

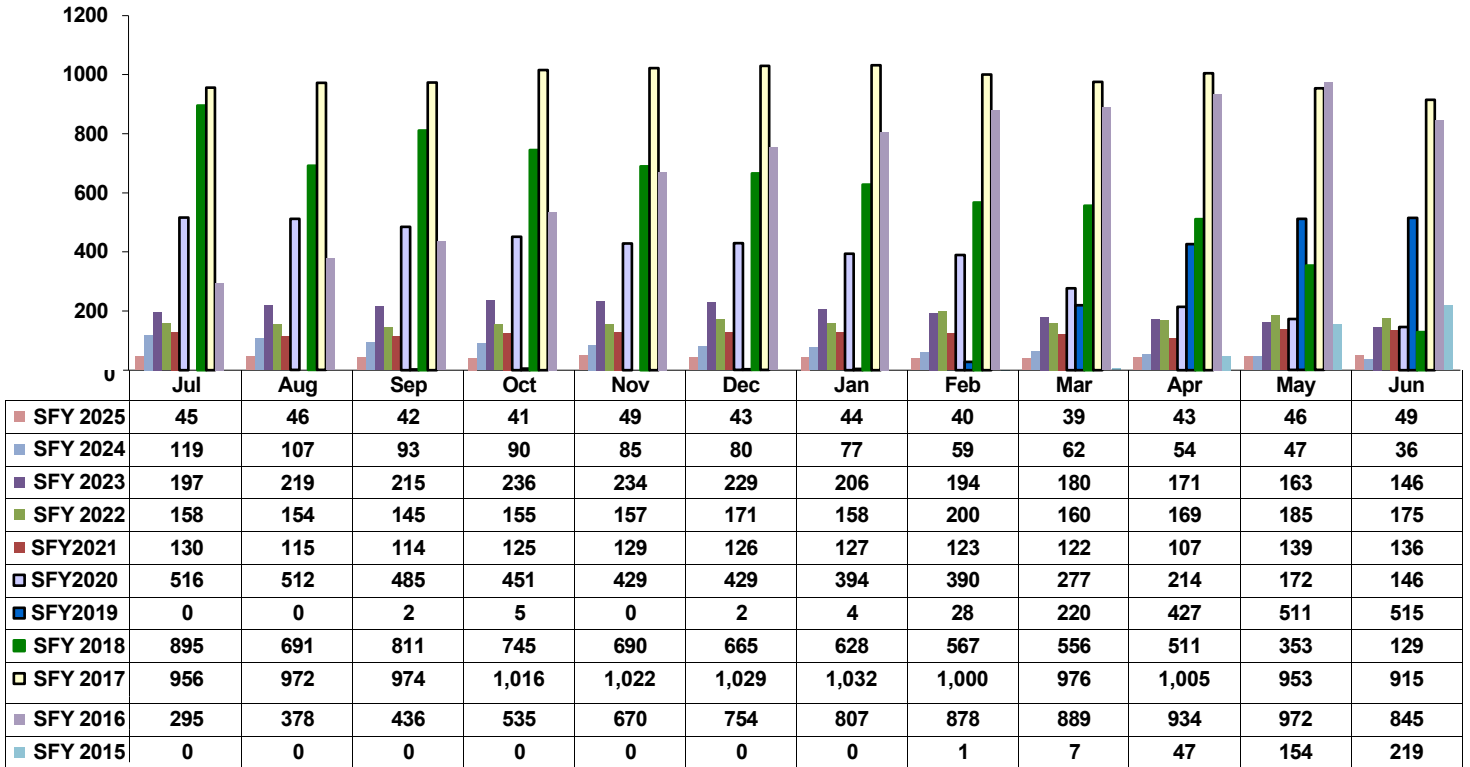
Work Support Payments

In addition to partnerships with other agencies, the availability of work support payments is critical to the success of TANF self-sufficiency efforts. To secure and maintain employment, many families require assistance with transportation, childcare, and medical expenses as well as assistance in obtaining child support. Work Support Payments (WSP) and Transitional Support Services (TSS) will be provided for applicants and participants who find employment and become ineligible for ongoing TANF or those who choose to close their TANF case once the benefit is reduced. Both services will be provided for up to 12 months.

TANF Subsidies

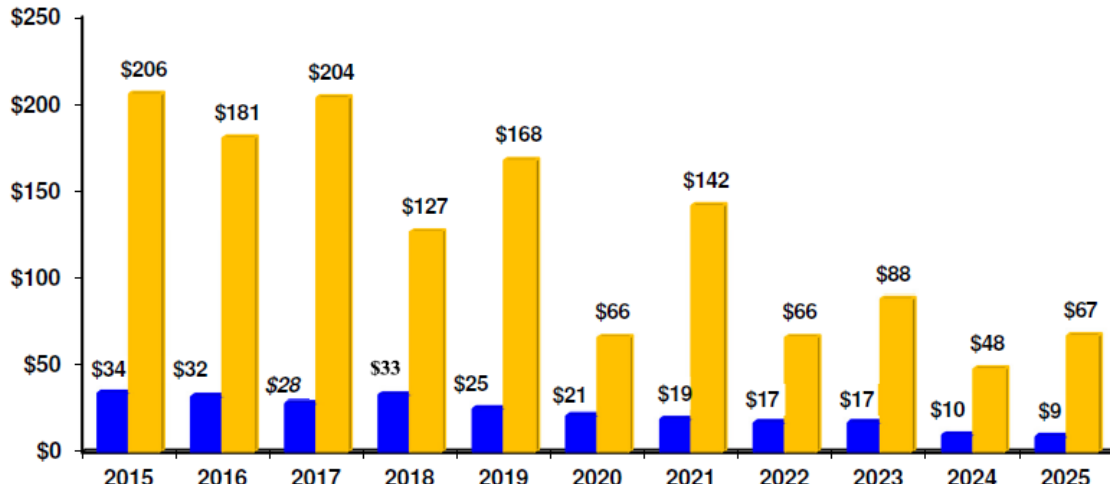
Entitlement Code 98: Work Support Payments \$200

Number of Clients
SFY 2015- SFY 2025



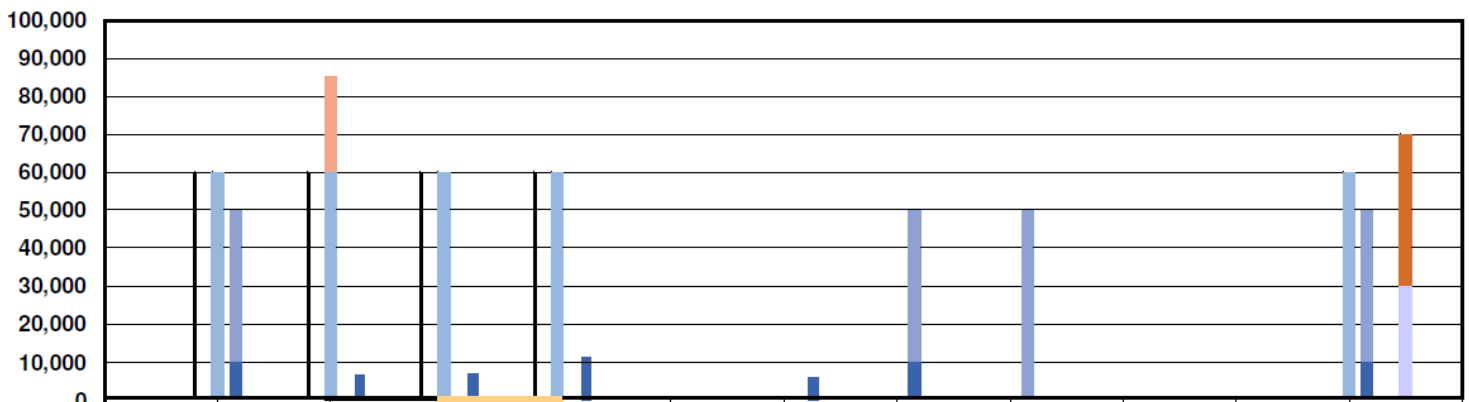
Comparison of Cash Assistance and Childcare Expenditures in Millions of Dollars

SFY 2015 - SFY 2025



Number of Children in Childcare

(Based on payments processed)
State Fiscal Year 2015 – 2025



| | Jul | Aug | Sep | Oct | Nov | Dec | Jan | Feb | Mar | Apr | May | Jun |
|----------|--------|--------|--------|--------|--------|--------|--------|--------|--------|--------|--------|--------|
| SFY 2025 | 38,685 | 29,181 | 85,167 | 33,403 | 47,964 | 48,341 | 48,519 | 23,134 | 20,243 | 42,821 | 36,978 | 16,515 |
| SFY 2024 | 55,527 | 50,823 | 50,980 | 51,339 | 51,286 | 51,335 | 51,556 | 51,556 | 51,255 | 51,214 | 51,247 | 50,846 |
| SFY 2023 | 18,761 | 10,732 | 6,681 | 7,237 | 11,494 | 12,066 | 6,219 | 7,405 | 6,164 | 13,126 | 11,817 | 15,254 |
| SFY 2022 | 61,399 | 66,768 | 61,358 | 66,469 | 75,736 | 65,639 | 55,801 | 53,790 | 49,041 | 54,339 | 50,780 | 39,004 |
| SFY 2021 | 72,562 | 73,657 | 69,809 | 71,076 | 80,992 | 72,621 | 64,074 | 65,473 | 65,676 | 69,596 | 93,214 | 62,367 |
| SFY 2020 | 51,977 | 49,956 | 53,144 | 53,351 | 52,660 | 59,108 | 56,295 | 60,787 | 76,780 | 76,034 | 67,912 | 70,007 |
| SFY 2019 | 64,704 | 62,390 | 63,910 | 71,135 | 76,051 | 78,258 | 65,328 | 65,689 | 60,156 | 66,934 | 56,274 | 33,087 |
| SFY 2018 | 83,583 | 72,881 | 70,721 | 72,476 | 72,668 | 67,287 | 69,884 | 67,005 | 64,824 | 70,813 | 68,279 | 61,423 |
| SFY 2017 | 57,786 | 60,709 | 57,016 | 56,862 | 55,036 | 53,976 | 53,120 | 50,577 | 49,186 | 47,837 | 47,222 | 41,901 |
| SFY 2016 | 100 | 193 | 375 | 1,204 | 36,524 | 47,510 | 50,565 | 54,225 | 54,938 | 56,711 | 60,481 | 57,702 |
| SFY 2015 | 60,421 | 60,080 | 61,488 | 61,458 | 62,114 | 62,877 | 61,564 | 62,145 | 63,336 | 61,381 | 60,557 | 57,210 |

Childcare

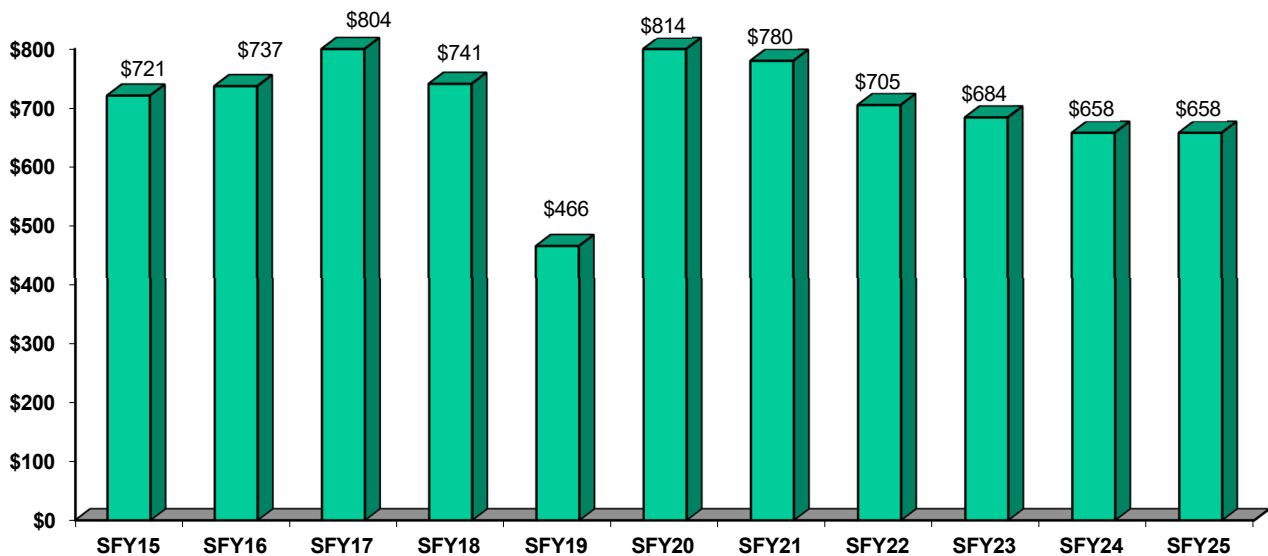
Affordable, quality childcare is essential to the success of individuals obtaining and maintaining employment. The average number of children in childcare from month to month decreased from 78,289 children in SFY 2010 to 33,087 in SFY 2019. In addition, expenditures in the program decreased from \$212M in SFY 2010 to \$67M in SFY 2025. Childcare assistance is administered by Georgia Department of Early Care and Learning.

Medicaid

Many TANF recipients beginning first-time employment were either unable to afford the medical insurance made available to them by their employers or found that few employers offered the option of medical insurance. The combination of Low-Income Medicaid (LIM), Transitional Medical Assistance (TMA), and Right from the Start Medicaid (RSM) or PeachCare for Kids (PCK) provided and continues to provide this necessary coverage. The 12-month continuation of Medicaid in the form of TMA provides necessary medical coverage for families who become ineligible for LIM because of new or increased earned income. Once TMA ends, the children of most families are eligible for additional coverage through RSM or PCK. As of June 2025, 1,043,747 Georgia families received Medical Assistance.

Increasing Success in Collecting Child Support

(Collections in Millions)



Child Support

Insufficient child support prevents many single parents from attaining economic self-sufficiency. Increased collections by DHS's Division of Child Support Services (DCSS) program are helping families receive more of the child support owed to them. There was a drop in the amount of child support collected from SFY 2007 (\$651M) to SFY 2008 (\$566M). The collections rebounded in SFY 2009 (\$595M), in 2010 (\$600M), in 2011 (\$708M), and then slightly decreased in 2012 to (\$692M) and again in 2013 (\$682M). Child support collections rebounded in 2014 to (\$703M), in 2015 to (\$721M), 2016 (\$737M), and 2017 (\$744M). Collections took a slight dip in SFY 2018 to (\$741M). In SFY 2019, there was a 37.1% decrease in collections. The total collected in SFY 2019 was \$466M. The total collected in SFY 2025 was \$658M.

An additional support service provided by DCSS is the Georgia Fatherhood Program, a statewide outreach program designed to increase the collection of child support from non-custodial parents with education and employment barriers. Job training is provided to assist non-custodial parents in securing employment that will enable them to pay child support and provide for their children.

Collaborative Work Supports

The future of welfare reform in Georgia includes a continuing focus on moving families to economic independence through stable employment. Most recipients who remain on TANF fall into three main categories. The largest population is comprised of children who receive TANF in "child-only" cases, which is when a non-parent relative is caring for the children and is not included in the TANF grant. These families are not subject to time limits or work requirements. The second category consists of recipients who are enrolled in an activity and participating at the required federally mandated level for adults receiving TANF for themselves and their children. The third and most challenging category consists of recipients who are dealing with multiple barriers to self-sufficiency. Some of these barriers include substance abuse, illiteracy, disabilities, and domestic violence issues. The following initiatives continue to assist these recipients in attaining self-sufficiency:

- The Georgia Department of Behavioral Health and Developmental Disabilities (DBHDD) and its Division of Addictive Diseases provide substance abuse counseling and treatment through outpatient and residential facilities. Treatment for clients who have been diagnosed with mental impairment and mental retardation is also provided.
- The Georgia Vocational Rehabilitation Agency (GVRA) provides disability assessments for recipients who allege a disability that impedes their ability to work. GVRA also places recipients in appropriate programs based on assessment outcomes and makes recommendations that assist DFCS in planning services to help recipients overcome barriers to employment.
- The Technical College System of Georgia (TCSG) provides expanded adult literacy services and vocational classes.
- Domestic violence issues have been emphasized through various measures. Local shelters provide assessments for individuals claiming domestic violence as a barrier to becoming self-sufficient. Waivers from certain program requirements may be granted based on assessment outcomes. Training is provided for DFCS staff. Brochures and posters are distributed throughout local areas to increase awareness of available services.

- In FY 2018, Georgia partnered with the City of Atlanta and U.S. Department of Housing and Urban Development (HUD) to form the TANF Rapid Rehousing Program. Using a braided funding model, this partnership rapidly rehoused 100 families experiencing homelessness who were living in location unsuitable for human habitation. Supportive services, including childcare navigation, employment assistance, and housing resources were provided. In FY 2019 and ongoing, funds were added to house up to 150 TANF eligible families annually.

Lifetime Limits

In Georgia, the receipt of TANF is limited to 48 months in a lifetime for an assistance unit. Beginning in January 1997, each month of TANF receipt counts toward the 48-month lifetime limit. The federal lifetime limit is 60 months. An assistance unit that is subject to the lifetime limit may have the limit waived if it is determined that the assistance unit (AU) meets certain hardship criteria. TANF months received by a recipient from another state are subject to be counted in the lifetime time limits.

Hardship Waivers

Some families will require additional time to prepare for work, and some may never be fully self-sufficient. For these families, Georgia has established a hardship waiver policy that is approved on a case-by-case basis. The waiver of the lifetime limit allows for temporary extensions of TANF to families experiencing additional barriers. The hardship waiver policy was revised in April 2006. There were three hardship criteria used by case managers to evaluate each family's situation.

Additional hardship criteria were added in February 2019 for individuals participating in substance abuse programs, physically and mentally unable to work, and caring for disabled household members.

1. AU meets the domestic violence criteria
2. AU has an active child protective services case and the circumstances necessitating the CPS case create a barrier to the AU's attainment of self-sufficiency
3. Participates in substance abuse program
4. Physical/mental incapacity to work
5. Caring for a disabled household member
6. Disability of the grantee relative, other eligible adult, or a household member is a barrier to employment for the grantee, relative, or other eligible adults

Other forms of support like SNAP, Medical Assistance, shelter, and utility assistance are available to families that do not meet any of the hardship criteria.

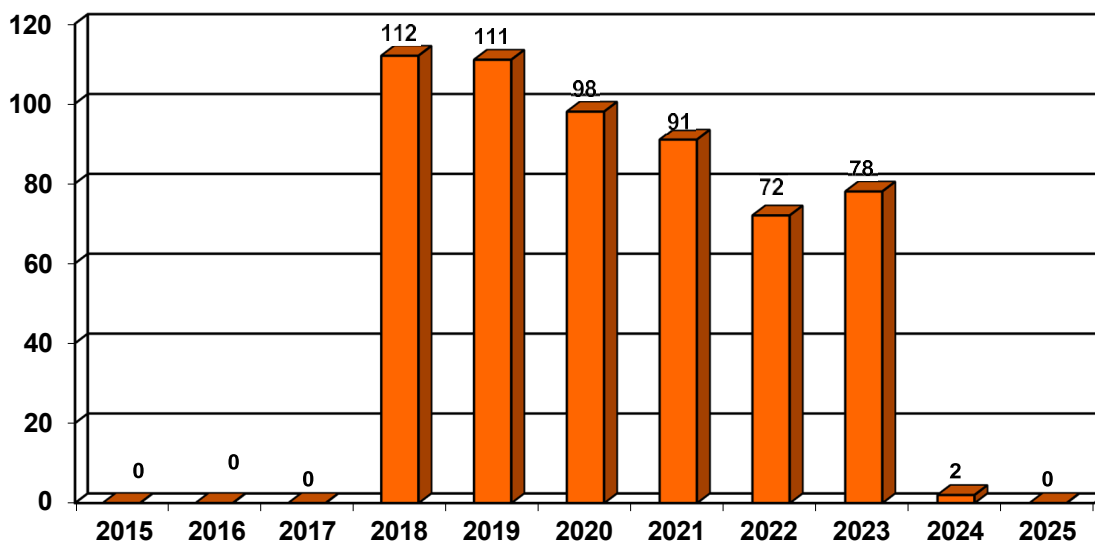
Georgia's TANF caseload totaled 50,996 cases in December 2000 when the first 1,446 families reached the 48-month time limit. Of those families, 1,094 met a hardship criterion and were eligible for extended TANF benefits through hardship waivers. Since December 2000, the number of families reaching the 48-month time limit has consistently decreased.

In December 2005, another milestone in the TANF program was reached. There were 311 Georgia TANF recipients that reached the federally imposed 60-month TANF lifetime limit. Of the 311 recipients, 280 continued to be eligible under a hardship extension. As with the 48-month time limit, the number of families reaching the 60-month federal lifetime limit has decreased. In June 2002,

there were 1,566 families receiving a hardship extension, but in June 2005, there were only 230 families receiving extensions. In June 2006, 49 families received an extension, and in June 2009, Georgia had only 18 families who received a hardship extension. In June 2010, there were only two households that received a hardship extension. In 2012, there was one household receiving a hardship extension. In 2013, there were no households receiving a hardship extension. In 2025, there were no households receiving a hardship extension.

TANF Hardship Extensions

June of the Year from 2015 to 2025



Adolescent Health and Youth Development Program

Federal Temporary Assistance for Needy Families (TANF)
Chronic Disease Prevention Section, Medical and Clinical Service Division,
Georgia Department of Public Health

Fiscal Year 2025 Summary Report

Reporting Period:

July 1, 2024 - June 30, 2025

This report was compiled by The Burruss Institute at Kennesaw State University the Program Evaluator consultant, and reviewed by Phillip Oliver, Adolescent Health and Youth Development Program Manager; Sarah Wilkinson, Deputy Director, Office of Healthy Behaviors; and Kia Toodle, Director, Chronic Disease Prevention Section (CDPS). The report uses data compiled and reviewed by the Burruss Institute at Kennesaw State University and CDPS staff at the Georgia Department of Public Health.

Reporting on Fiscal Year 2025 Program Goals

Implementation of Evidence-based Curricula to reduce risk of pregnancy and HIV/STDs contraction.

Public health districts exceeded the stipulated annual goal of reaching 1,090 youth by reaching a total of 1,933 youth.

Implement life skills curricula to teach basic skills enabling youth to effectively handle issues and problems encountered in daily life via FLASH.

A total of 1,467 youth were served via Life Skills programming year, exceeding the annual goal of 420 youth.

Conduct public awareness events about adolescent health-related issues.

A total of 333 public awareness events were implemented throughout the public health districts, involving 24,975 attendees and exceeding the annual goal of 144 events.

Provide training opportunities for youth-serving professionals, parents, community members, or youth.

A total of 1,917 youth-serving professionals were provided with training opportunities exceeding the annual goal of reaching 600 participants.

Provide youth development opportunities for adolescent health topics and skill sets.

A total of 260 youth development opportunities were implemented during the fiscal year, exceeding the annual goal of 60.

Engage in strategic partnerships to achieve policy, systems, and environmental (PSE) change related to adolescent health

A total of 38 policy, systems, and environmental changes were noted by Youth Development Coordinators (YDCs), exceeding the target of two annual PSE changes per district (24 per year).

Evaluation of Program Activities

During Fiscal Year 2025, strategies for which survey data was collected included Strategies 1, 3, and 4. The following program deliverables were evaluated to assess the impact of program activities:

- Implementation of Evidence-based Curricula to reduce risk of pregnancy and HIV/STDs contraction.
- Conduct public awareness events about adolescent health-related issues.
- Provide training opportunities for youth-serving professionals, parents, community members, or youth

Evaluation of Evidence-based Curricula

Demographics of program participants:

The race, ethnicity, and gender of students participating in evidence-based curriculum in FY25 (N = 1,933) are shown in Table 1 below.

Table 1. Demographics of Participants in Evidence-Based Curriculum Implementation (N = 1,933)

| Health District | Number of Youth | Race | | | | | Ethnicity | | | Gender | | | |
|--------------------------------------|-----------------|------------------|-----------------|-------------------|----------------|------------------|------------------|------------------|--------------------|------------------|--------------------|---------------|--------------|
| | | Black | White | Asian Americans | Other | Missing | Hispanic | Non-Hispanic | Missing | Male | Female | Other | Missing |
| Northwest (Rome) (District 1-1) | 500 | 85 | 125 | 0 | 0 | 250 | 40 | 210 | 250 | 237 | 263 | 0 | 0 |
| **North (Gainesville) (District 2) | 0 | N/A | N/A | N/A | N/A | N/A | N/A | N/A | N/A | N/A | N/A | N/A | 0 |
| Cobb-Douglas (District 3-1) | 96 | 76 | 3 | 0 | 5 | 0 | 12 | 0 | 84 | 39 | 57 | 0 | 0 |
| Fulton (District 3-2) | 238 | 221 | 0 | 0 | 0 | 0 | 17 | 0 | 221 | 112 | 126 | 0 | 0 |
| Clayton (District 3-3) | 207 | 181 | 4 | 7 | 0 | 15 | 44 | 163 | 0 | 49 | 158 | 0 | 0 |
| GNR (Lawrenceville) (District 3-4) | 203 | 94 | 3 | 1 | 9 | 15 | 81 | 0 | 122 | 105 | 98 | 0 | 0 |
| DeKalb (District 3-5) | 78 | 0 | 0 | 0 | 0 | 78 | 0 | 0 | 78 | 58 | 20 | 0 | 0 |
| North Central (Macon) (District 5-2) | 286 | 0 | 0 | 0 | 0 | 286 | 0 | 0 | 286 | 151 | 135 | 0 | 0 |
| West Central (Columbus) (District 7) | 174 | 139 | 5 | 0 | 1 | 3 | 26 | 48 | 100 | 87 | 87 | 0 | 0 |
| South-(Valdosta) (District 8-1) | 103 | 103 | 0 | 0 | 0 | 0 | 0 | 0 | 103 | 16 | 87 | 0 | 0 |
| Southwest (Albany) (District 8-2) | 48 | 42 | 4 | 0 | 2 | 0 | 0 | 0 | 48 | 41 | 7 | 0 | 0 |
| **Coastal (Savannah) (District 9-1) | 0 | N/A | N/A | N/A | N/A | N/A | N/A | N/A | N/A | N/A | N/A | N/A | 0 |
| TOTALS | 1,933 | 941 (49%) | 144 (7%) | 8 (<1%) | 17 (1%) | 647 (33%) | 220 (11%) | 421 (22%) | 1,292 (67%) | 895 (46%) | 1,038 (54%) | 0 (0%) | 1,933 |

***North (Gainesville) and Coastal (Savannah) districts did not implement RR curricula as planned in FY25.*

Among those students included in this report who had matched pre-post data from participating in one of the three evidence-based curriculums (n = 290), most students were between the ages of 13-15 (71%) in 9th-10th grade (73%). Slightly more participants were male (50%), 49% were female, and 1% preferred not to answer. Most students were Black or African American (71%), followed by other (16%), and White (11%). Twenty-two percent of students identified as Hispanic. These 290 students also participated in five FLASH sessions, in addition to one of the four evidence-based curriculums.

Participants’ knowledge related to unintended pregnancy and sexually transmitted diseases.

Students participating in the evidence-based curricula training sessions were surveyed before (pre) and after (post) the sessions to assess knowledge change. Participants were asked to respond to the statements listed in Table 2 pertaining to sexually transmitted disease (STD) and pregnancy prevention. Response options were “True,” “False,” and “Don’t know.” At the end of the fiscal year, 290 surveys were able to be matched to compare pre-and post-results. Of the matched surveys, approximately 75% were completed online and the remaining 25% were completed on paper. When asked which risk-reduction curriculum they participated in, 34% of students reported “*Making Proud Choices*,” 17% indicated “*Promoting Health Among Teens! (PHAT)*,” 13% chose “*Love Notes (LN)*,”

12% chose “*Reducing the Risk*,” and the remaining students 25% indicated that they didn’t know or chose “other.”

Table 2. Knowledge Results for Individual ‘STD and Pregnancy Prevention’ Items on Matched

| Items related to STDs & Pregnancy Prevention | Pre-Test Correct | Post-Test Correct | Change in Percentage Points |
|--|------------------|-------------------|-----------------------------|
| Q1. Using birth control (for example, a condom or a pill) can prevent pregnancy. | 77% | 76% | -1 |
| Q2. Abstinence (choosing not to have sex) is the only 100% effective way to prevent pregnancy and diseases/infections you can get from having sex. | 70% | 79% | 9* |
| Q3. A person who has had sex before can still be abstinent in the future. | 48% | 58% | 10* |
| Q4. If you choose to have sex, using a condom is the best way to prevent diseases/infections you can get from having sex. | 69% | 68% | -1 |
| Q5. If a person is having sex, they should not be tested for STDs. | 76% | 75% | -1 |

*Indicates statistical significance at $p < 0.05$ or less

In addition, there was an increase in the overall scores of the knowledge-based items pertaining to pregnancy and STD prevention, from 68% on the pre-test to 71% on the post-test (an increase of 3 percentage points), although this increase was not statistically significant (Table 3 below). Statistical significance indicates the probability that observed differences between two averages – in this case, the average pre-and post-test scores – are not likely to be due to chance. All tests of significance were conducted at the standard 0.05-level indicating there is only a 5% probability that the observed differences are due to random chance.

Table 3. Paired Samples Test (STD and Pregnancy Prevention Items)

| | Overall Percent Pre-Test | Overall Percent Post-Test | One-sided p-value |
|--|--------------------------|---------------------------|-------------------|
| Mean of items related to STDs & Pregnancy Prevention | 68% | 71% | .060 |

Participants’ confidence in maintaining healthy behaviors in relationships

Participants were asked to respond to the statements listed in Table 4 pertaining to healthy behaviors in relationships. Response options were “True,” “False,” and “Don’t know.” As Table 4 shows, increases in the percentage of correct responses were seen from pre to post for two of the eight items, for Q4 (It is ok to have sex with people who are drunk or high if they agree to have sex), and Q5 (Stereotypes (or beliefs) about a group of people are often not true for all members of a group). Two of the items resulted in statistically significant differences pre and post intervention, with Q3 showing a significant decrease, and Q4 showing a significant increase.

Table 4. Knowledge Results for Individual ‘Healthy Behavior’ Items on Matched Surveys

| Items related to Healthy Behaviors in Relationships | % Correct Pre | % Correct Pos | Change in Percentage |
|--|---------------|---------------|----------------------|
| Q1. It does not matter age, gender, or what someone looks like. Anyone be a victim of sexual violence. | 81% | 77% | -4 |
| Q2. A person's "no" should be listened to, even if the other person want have sex. | 81% | 81% | 0 |
| Q3. It is normal for victims of sexual violence to not talk about their abuse | 52% | 46% | -6* |
| Q4. It is ok to have sex with people who are drunk or high if they agree sex. | 73% | 78% | 5* |
| Q5. Stereotypes (or beliefs) about a group of people are often not true for members of a group. | 50% | 54% | 4 |
| Q6. Embarrassing someone on purpose or calling them names can be relationship abuse. | 71% | 69% | -2 |

| | | | |
|---|-----|-----|----|
| Q7. It is harder to bully someone online than to bully someone in person | 49% | 48% | -1 |
| Q8. Meeting up with someone in person who you have gotten to know online can be unsafe. | 80% | 77% | -3 |

As Table 5 below shows, there was a slight decrease in the overall scores of the knowledge-based items pertaining to healthy behaviors in relationships, from 67% on the pre-test to 66% on the post-test (a decrease of 1 percentage point), though this was not statistically significant.

Table 5. Paired Samples Test (Healthy Behavior Items)

| | Overall Percent Correct Pre-Test | Overall Percent Correct Post-Test | One-sided p-value |
|---|----------------------------------|-----------------------------------|-------------------|
| Mean of items related to Healthy Behaviors in Relationships | 67% | 66% | .295 |

Perception of factors that lead to a healthy future

To assess views about factors that will help youth become healthy and productive in the future, participants were asked about their abilities related to the outcomes listed in Table 6. Responses were recorded using a 4-point Likert scale where “1” represents “Strongly disagree” and “4” represents “Strongly agree.” Those who responded with “Strongly agree” and “Agree” are included. Although agreement was high for each item on the pre and post-tests, (ranging from 81% - 93%), with five of the ten items resulting in increases from pre to post.

Table 6. Perception of Factors Related to Becoming a Healthy, Productive Adolescent (N = 290)

| Positive Outcome | % Agreement on the Pre-Test | % Agreement on the Post-Test | Change in percentage points |
|--|-----------------------------|------------------------------|-----------------------------|
| 1. I can do well in school. | 90% | 93% | 3 |
| 2. I can get more education after high school. | 84% | 88% | 4 |
| 3. I can get a steady job after high school. | 92% | 93% | 1 |
| 4. I can make plans to reach my goals. | 91% | 92% | 1 |
| 5. I can say no to friends who want me to do things that I don't want to do (peer pressure). | 92% | 91% | -1 |
| 6. I can say no to using drugs and alcohol. | 90% | 89% | -1 |
| 7. Live a healthy lifestyle (such as eating healthily and being active). | 90% | 91% | 1 |
| 8. I can manage conflict. | 86% | 86% | 0 |
| 9. I can talk about things that are important to me with a parent or trusted adult. | 81% | 81% | 0 |
| 10. I can be careful with money by saving or making a budget. | 90% | 88% | -2 |

Satisfaction with risk-reduction program implementation

Satisfaction was assessed on the post-survey administered to students participating in the risk-reduction and FLASH curricula. The satisfaction items used a 5-point Likert Scale where “1” signifies “Strongly disagree” and “5” signifies “Strongly agree.” Factors assessed included: 1) perception of learning new skills, 2) understanding the purpose of the training, 3) perception of the expertise of the facilitator in the subject area, 4) perception of the usefulness of the materials provided in understanding the subject area, and 5) willingness to recommend the training to other youth. For each of the factors, the percentage of youth who indicated agreement ranged from 73% to 78%. In addition, 80% of youth “Strongly agreed” or “Agreed” that they liked the training on post surveys.

When asked what they liked about participating in the risk-reduction program or about ideas for improvement, most students who answered the question indicated that they liked everything about the training, with specific responses mentioning that students liked learning about the subject matter, such as how to be safe when having sex, gaining knowledge that will be helpful in relationships, and information about their bodies. Students also mentioned that they liked the honesty and patience of the teachers, learning about topics that are often ignored, and that they could trust the program along with the information they received.

Evaluation of Public Awareness Events

Surveys with a 5-point Likert scale where “1” represented “Strongly disagree” and “5” represented “Strongly agree” were used to measure perceived knowledge increase, satisfaction with implementation, willingness to attend future events, the likelihood of recommending the event to others, and willingness to engage in communication related to AHYD issues. See Table 7 below for percentages of youth who “Strongly agreed” or “Agreed” with items related to each measure.

Table 7. Selected Outcomes by Participants in Public Awareness Events

| Measures | Effects of Drugs & Alcohol on the Body (N = 254) | Teen Pregnancy Prevention & STD/HIV Prevention (N 269) | Maintaining Personal Hygiene during Pregnancy (N = 806) | Strategies for Preventing Bullying (N = 379) | Avoiding Teen Dating Violence through Healthy Relationships (N = 216) |
|--|--|--|---|--|---|
| Increased knowledge/awareness of topics covered in the Public Awareness Events | 85% | 75% | 91% | 82% | 84% |
| Satisfaction with implementation | 74% | 65% | 81% | 74% | 71% |
| Likelihood of participation in future events | 64% | 55% | 66% | 57% | 59% |
| Would recommend event to others | 65% | 51% | 65% | 61% | 63% |
| Confidence in communicating with others about the topic | 80% | 65% | 82% | 79% | 75% |

Strategy 3 showed that youth indicated increased knowledge (75% or more of youth), satisfaction, and confidence in sharing information with other youth (65% or more of youth each) on the topics covered in the public awareness events.

Evaluation of Youth-serving professionals training

Strategy 4 revealed very high ratings across each measure among youth-serving professionals/community members/parents regarding knowledge learned from the trainings, usefulness and understanding of information presented, ratings of confidence and willingness to engage in communications in a youth-friendly manner with adolescents, and satisfaction with the trainings (88% or more of participants provided positive ratings for each measure).

Opportunity for Growth

The data is encouraging and indicates evidence of the success of the AHYD program. The program hopes to secure additional funds to build on its current successes by expanding programming to reach a larger population. Although OASIS data¹ reveals that pregnancy and STD rates have declined overall in Georgia over the past two decades among adolescents aged 10-19, it also shows

¹ Online Analytical Statistical Information System (OASIS), Web Query Tool, Georgia Department of Public Health, Office of Health Indicators for Planning (OHIP). 8/21/2025 2:38:46 PM <https://oasis.state.ga.us/>

during the years spanning 2015-2024, seven of the twelve AHYD public health districts had higher pregnancy rates among adolescents in this age group during the selected time span relative to the statewide pregnancy rate of 13.6 pregnancies per 100,000 youth. These districts include the Southwest (Albany) and the West Central (Columbus) districts with a rate of 18.7 each; the Clayton County (Jonesboro) district with a rate of 17.6.; the South (Valdosta) district with a rate of 17.0; the DeKalb district with a rate of 16.4; the North Central (Macon) district with a rate of 15.7; and the Coastal (Savannah) district with a rate of 14.5. Given the opportunity for expansion and appropriate funding, the AHYD program is confident it can build on past success and further reduce the rates of unintended pregnancies and STDs.

DFCS Prevention and Community Support (PCS) Out of School Services (OSS) Program Overview

Out of School Services (OSS), formerly known as the Afterschool Care Program, operates within the DFCS's Prevention and Community Support (PCS) section. OSS provides federal funding to nonprofit organizations and public agencies serving youth and families during non-school hours – before school, after school, intersession, and summer breaks.

The program supports DFCS's mission to strengthen Georgia's families and promote self-sufficiency by addressing two core Temporary Assistance for Needy Families (TANF) goals:

- Ending dependence of needy parents on government assistance by promoting job preparation, work, and marriage; and
- Preventing and reducing out-of-wedlock pregnancies.

Mission and Vision

The mission of OSS is to empower youth-serving organizations in Georgia that support families in low-to-moderate income communities and within the foster care system.

The program's vision is for every child and youth to have access to high-quality, developmentally enriching programming within their community.

OSS recognizes that educational attainment, positive youth development, and overall well-being are key factors in reducing future welfare dependency, particularly among youth in economically disadvantaged areas. By investing in community-based organizations, OSS ensures that youth have safe, engaging, and supportive environments when the school day ends, so parents and caregivers can focus on work and family stability.

Goals of Out of School Services

OSS strengthens communities by focusing on three primary goals:

- **Build Organizational Capacity:** Provide funding that enables youth-serving agencies to design, implement, and sustain effective youth development programs
- **Foster Positive Relationships:** Offer youth opportunities to connect with caring adults and peers during non-school hours
- **Enhance Quality and Impact:** Deliver ongoing technical assistance to help agencies implement programming that supports academic growth, emotional health, and successful transitions into adulthood

Positive Youth Development and Project-Based Learning

OSS-funded agencies implement project-based learning – a creative, hands-on educational approach that complements traditional classroom instruction. These projects:

- Reinforce academic learning through practical application
- Promote physical health, well-being, and social skills
- Encourage family and community engagement
- Inspire youth to take ownership of their learning through creativity and collaboration

Through this approach, students not only learn core subjects but also gain essential life skills such as teamwork, problem-solving, and leadership.

Addressing Post-Pandemic Educational Needs

In Federal Fiscal Year (FFY) 2022, OSS launched a new Statement of Need solicitation designed to respond to the lasting educational impacts of the COVID-19 pandemic. The program expanded its focus from STEAM (Science, Technology, Engineering, Arts, and Math) to comprehensive academic support, including tutoring, mentoring, literacy, and holistic youth development.

This shift has empowered community-based organizations to customize programming to the specific educational and emotional needs of youth in their communities. The FFY 2026 solicitation continues this focus on comprehensive academic support, emphasizing flexible, community-responsive academic and developmental supports.

Funding and Maintenance of Effort

Since program inception in FFY 2006, OSS has provided consistent federal investment in out-of-school programs across Georgia. Partnering agencies contribute matching funds to support the agency's Maintenance of Effort (MOE), demonstrating strong state and community collaboration.

Post-pandemic, many afterschool and summer programs continue to rebuild and innovate to meet evolving youth needs. Each year, OSS awards approximately \$15.5 million in federal funding, with an additional \$35 million or more contributed in MOE match funds.

In FFY 2025, OSS partnered with 22 agencies across 230 sites in 72 counties, delivering over 146,200 hours of programming to 32,676 youth, including 609 foster youth. This marks an 8.11% increase from the previous year, reflecting the program's growing reach and impact. The Georgia Alliance of Boys and Girls Clubs remains one of OSS's largest partners, serving the greatest number of youth and contributing significant matching resources to support statewide efforts.

Partnerships and Collaborations

Collaboration remains central to OSS's success. Since FFY 2013, OSS has partnered with the Georgia Department of Education (GaDOE), Department of Public Health (DPH), Department of Early Care and Learning (DECAL), and other DHS/DFCS sections to host the Afterschool and Youth Development (ASYD) Conference, a statewide bi-annual convening of more than 900 youth development professionals, stakeholders, and partners.

At the inaugural 2013 ASYD Conference, the Georgia Afterschool and Youth Development Quality Standards were introduced, setting a foundation for quality, consistency, and accountability across all funded programs. These standards guide OSS and its partners in strengthening program quality, avoiding duplication, and ensuring that initiatives complement one another to serve Georgia's youth more effectively.

Future Goals and Continuing Impact

Looking ahead, OSS remains committed to meeting youth where they are academically, emotionally, and socially. OSS will continue statewide implementation of the ASYD Quality Standards and the ASYD Self-Assessment Tool, enabling partners to measure program quality, identify growth areas, and develop action plans that address the needs of the whole child.

Through sustained partnerships, strategic investment, and data-informed improvement, OSS continues to create spaces for growth, learning, and empowerment for Georgia's youth, paving the way for brighter futures and stronger communities across the state.

REPORTING REQUIREMENTS

THE DEPARTMENT OF HUMAN RESOURCES IS SUPPLYING REPORTS AND STATISTICS ON WELFARE REFORM TO FULFILL THE REQUIREMENTS OF SENATE BILL 104.

FROM SENATE BILL 104:

"[The department shall] publish an annual report and such interim reports as may be necessary. The annual report and such interim reports shall be provided to the Governor and members of the General Assembly and contain the following:

- A. The total TANF caseload count;
- B. Quarterly and annual TANF reports, in full, prepared for submission to the federal government;
- C. The percentage of the TANF caseload and the number of individuals given a hardship exemption from the lifetime limit on cash assistance and a categorization for such exemption;
- D. The number of individuals who received transportation assistance and the cost of such assistance;
- E. The number of individuals who received diversionary assistance in order to prevent their requiring TANF assistance and the categories of such diversionary assistance, and job acceptance and retention statistics;
- F. The number of individuals denied assistance due to a serious violent felony conviction;
- G. The number of mothers under 19 years of age who received assistance and their percentage of the total TANF caseload;
- H. Number of children receiving subsidized childcare and the total and average per recipient cost per child;
- I. Data on teen pregnancy prevention;
- J. The number of families sanctioned;
- K. The number of legal immigrants receiving TANF benefits by category of immigration status;
- L. The number of families no longer eligible because of time limits;
- M. Follow-up information on job retention and earnings; and
- N. An evaluation of the effect of Code Section 49-4-186 on the number of births to TANF recipient families.

The annotations required under this paragraph shall be provided on a county-by-county basis where feasible.

A. The Total TANF Caseload Count

Monthly Average TANF Cases

State Fiscal Year 2025

| County | Average Monthly Adults | Average Monthly Children | Average Monthly Cases | County | Average Monthly Adults | Average Monthly Children | Average Monthly Cases | County | Average Monthly Adults | Average Monthly Children | Average Monthly Cases |
|---------------|------------------------|--------------------------|-----------------------|------------|------------------------|--------------------------|-----------------------|------------|------------------------|--------------------------|-----------------------|
| Appling | 0 | 34 | 20 | Evans | 1 | 7 | 7 | Newton | 1 | 143 | 88 |
| Atkinson | 0 | 21 | 11 | Fannin | 0 | 28 | 14 | Oconee | 0 | 9 | 7 |
| Bacon | 0 | 37 | 24 | Fayette | 0 | 63 | 34 | Oglethorpe | 0 | 22 | 15 |
| Baker | 0 | 1 | 1 | Floyd | 0 | 138 | 73 | Paulding | 1 | 83 | 51 |
| Baldwin | 1 | 27 | 20 | Forsyth | 0 | 25 | 16 | Peach | 0 | 44 | 27 |
| Banks | 0 | 23 | 12 | Franklin | 0 | 38 | 23 | Pickens | 0 | 12 | 7 |
| Barrow | 0 | 58 | 31 | Fulton | 43 | 677 | 389 | Pierce | 0 | 39 | 21 |
| Bartow | 1 | 36 | 21 | Gilmer | 0 | 23 | 12 | Pike | 0 | 33 | 14 |
| Ben Hill | 0 | 29 | 15 | Glascocock | 0 | 5 | 4 | Polk | 0 | 53 | 30 |
| Berrien | 0 | 57 | 28 | Glynn | 0 | 97 | 61 | Pulaski | 0 | 10 | 7 |
| Bibb | 4 | 339 | 197 | Gordon | 1 | 63 | 32 | Putnam | 0 | 15 | 11 |
| Bleckley | 0 | 17 | 9 | Grady | 0 | 56 | 27 | Quitman | 0 | 0 | 0 |
| Brantley | 0 | 89 | 52 | Greene | 0 | 3 | 3 | Rabun | 0 | 4 | 2 |
| Brooks | 0 | 27 | 17 | Gwinnett | 4 | 232 | 145 | Randolph | 2 | 22 | 11 |
| Bryan | 0 | 4 | 4 | Habersham | 0 | 22 | 11 | Richmond | 6 | 265 | 163 |
| Bulloch | 0 | 77 | 46 | Hall | 0 | 89 | 50 | Rockdale | 1 | 56 | 38 |
| Burke | 1 | 38 | 26 | Hancock | 0 | 9 | 4 | Schley | 0 | 10 | 5 |
| Butts | 0 | 24 | 16 | Haralson | 1 | 24 | 17 | Screven | 0 | 28 | 19 |
| Calhoun | 0 | 10 | 5 | Harris | 1 | 19 | 12 | Seminole | 0 | 29 | 15 |
| Camden | 0 | 52 | 26 | Hart | 0 | 23 | 19 | Spalding | 1 | 128 | 79 |
| Candler | 0 | 13 | 8 | Heard | 0 | 17 | 10 | Stephens | 0 | 43 | 26 |
| Carroll | 0 | 104 | 67 | Henry | 3 | 183 | 122 | Stewart | 0 | 5 | 3 |
| Catoosa | 1 | 48 | 37 | Houston | 2 | 158 | 103 | Sumter | 0 | 30 | 18 |
| Charlton | 0 | 14 | 5 | Irwin | 0 | 11 | 8 | Talbot | 0 | 22 | 10 |
| Chatham | 2 | 101 | 52 | Jackson | 0 | 46 | 27 | Taliaferro | 0 | 0 | 0 |
| Chattahoochee | 0 | 2 | 1 | Jasper | 0 | 13 | 6 | Tattnall | 0 | 30 | 21 |
| Chattooga | 0 | 36 | 18 | Jeff Davis | 0 | 34 | 21 | Taylor | 1 | 12 | 5 |
| Cherokee | 1 | 30 | 21 | Jefferson | 0 | 22 | 15 | Telfair | 0 | 22 | 13 |
| Clarke | 0 | 46 | 28 | Jenkins | 0 | 35 | 18 | Terrell | 0 | 15 | 11 |
| Clay | 0 | 8 | 4 | Johnson | 0 | 8 | 5 | Thomas | 0 | 90 | 53 |
| Clayton | 6 | 406 | 227 | Jones | 0 | 43 | 24 | Tift | 0 | 80 | 49 |
| Clinch | 0 | 19 | 10 | Lamar | 0 | 20 | 12 | Toombs | 0 | 49 | 26 |
| Cobb | 9 | 225 | 137 | Lanier | 0 | 31 | 13 | Towns | 0 | 10 | 5 |
| Coffee | 0 | 103 | 54 | Laurens | 0 | 47 | 30 | Treutlen | 0 | 4 | 4 |
| Colquitt | 0 | 133 | 68 | Lee | 0 | 35 | 21 | Troup | 1 | 86 | 47 |
| Columbia | 0 | 84 | 43 | Liberty | 1 | 64 | 34 | Turner | 0 | 15 | 9 |
| Cook | 0 | 47 | 26 | Lincoln | 0 | 15 | 9 | Twiggs | 0 | 14 | 9 |
| Coweta | 0 | 54 | 44 | Long | 0 | 2 | 2 | Union | 0 | 6 | 6 |
| Crawford | 0 | 18 | 12 | Lowndes | 0 | 185 | 107 | Upson | 0 | 44 | 23 |
| Crisp | 0 | 20 | 15 | Lumpkin | 0 | 16 | 12 | Walker | 0 | 78 | 44 |
| Dade | 0 | 11 | 8 | Macon | 0 | 7 | 5 | Walton | 0 | 57 | 44 |
| Dawson | 0 | 16 | 8 | Madison | 0 | 31 | 22 | Ware | 0 | 106 | 66 |
| Decatur | 0 | 55 | 33 | Marion | 1 | 10 | 6 | Warren | 0 | 13 | 7 |
| DeKalb | 40 | 509 | 278 | McDuffie | 0 | 44 | 26 | Washington | 1 | 19 | 12 |
| Dodge | 0 | 36 | 22 | McIntosh | 0 | 8 | 6 | Wayne | 0 | 75 | 34 |
| Dooly | 0 | 17 | 9 | Meriwether | 0 | 28 | 14 | Webster | 0 | 0 | 0 |
| Dougherty | 0 | 267 | 149 | Miller | 0 | 12 | 5 | Wheeler | 0 | 4 | 3 |
| Douglas | 3 | 85 | 48 | Mitchell | 0 | 69 | 42 | White | 0 | 10 | 9 |
| Early | 0 | 32 | 16 | Monroe | 0 | 29 | 16 | Whitfield | 1 | 90 | 54 |
| Echols | 0 | 23 | 6 | Montgomery | 0 | 8 | 5 | Wilcox | 0 | 14 | 9 |
| Effingham | 0 | 14 | 8 | Morgan | 0 | 25 | 13 | Wilkes | 0 | 5 | 4 |
| Elbert | 0 | 16 | 11 | Murray | 0 | 58 | 33 | Wilkinson | 0 | 22 | 12 |
| Emanuel | 0 | 27 | 16 | Muscogee | 4 | 261 | 142 | Worth | 0 | 40 | 24 |
| STATE | | | | | | | | | 156 | 8,939 | 5,218 |

B. Quarterly and Annual TANF Reports in Full, Prepared for Submission to the Federal Government

Reports submitted to the federal government during the State Fiscal Year include:

ACF-196 Temporary Assistance to Needy Families- Financial Report

ACF-199 TANF Data Report

TANF-ACF-DI-97-6 dated September 30, 1997, requires a computerized database containing disaggregated case and client record information, as specified in Section 411(a) of Public Law 104-193, "The Personal Responsibility and Work Opportunity Reconciliation Act at 1996." No aggregate paper reports are required.


Department of Health and Human Services

Administration for Children and Families

Temporary Assistance for Needy Families (TANF) ACF - 196R Financial Report

Part 1: Expenditure Data

| State GEORGIA | Grant Year 2025 | Fiscal Year 2025 | Report Quarter Ending 09/30/2025 | Next Quarter Ending 03/31/2026 | Report is Submitted as: <input checked="" type="radio"/> New <input type="radio"/> Revised <input type="radio"/> Final |
|---|------------------------------|--|--|--|--|
| | | (A) Federal Funds State Family Assistance Grant | (B) State Funds | (C) State Funds | (D) Federal Funds Contingency Funds Award Reconciliation FS at FMAP Rate of .6604 |
| 1. Awarded | | \$329,650,291.00 | | | \$0.00 |
| 2. Transferred to CCDF Discretionary | | \$0.00 | | | |
| 3. Transferred to SSBG | | \$1,980,147.00 | | | |
| 4. Adjusted Award | | \$327,670,144.00 | | | |
| 5. Carryover | | \$0.00 | | | |
| Expenditure Categories | Federal TANF Expenditures | State MOE Expenditures in TANF | MOE Expenditures Separate State Programs | Expenditures with Contingency Funds | |
| 6. Basic Assistance | \$52,037,566.00 | \$19,777,642.00 | \$0.00 | \$0.00 | |
| 6.a. Basic Assistance (excluding Relative Foster Care Maintenance Payments and Adoption and Guardianship Subsidies) | \$9,215,500.00 | \$594,131.00 | \$0.00 | \$0.00 | |
| 6.b. Relative Foster Care Maintenance Payments and Adoption and Guardianship Subsidies | \$42,822,066.00 | \$19,183,511.00 | \$0.00 | \$0.00 | |
| 7. Assistance Authorized Solely Under Prior Law | \$37,461,665.00 | | | \$0.00 | |
| 7.a. Foster Care Payments | \$37,461,665.00 | | | \$0.00 | |
| 7.b. Juvenile Justice Payments | \$0.00 | | | \$0.00 | |
| 7.c. Emergency Assistance Authorized Solely Under Prior Law | \$0.00 | | | \$0.00 | |
| 8. Non-Assistance Authorized Solely Under Prior Law | \$0.00 | | | \$0.00 | |
| 8.a. Child Welfare or Foster Care Services | \$0.00 | | | \$0.00 | |
| 8.b. Juvenile Justice Services | \$0.00 | | | \$0.00 | |
| 8.c. Emergency Services Authorized Solely Under Prior Law | \$0.00 | | | \$0.00 | |
| 9. Work, Education, and Training Activities | \$5,462,728.00 | | | \$0.00 | |
| 9.a. Subsidized Employment | \$5,462,728.00 | \$0.00 | \$0.00 | \$0.00 | |
| 9.b. Education and Training | \$0.00 | \$0.00 | \$0.00 | \$0.00 | |
| 9.c. Additional Work Activities | \$0.00 | \$0.00 | \$0.00 | \$0.00 | |
| 10. Work Supports | \$74,529.00 | \$0.00 | \$0.00 | \$0.00 | |
| 11. Early Care and Education | \$0.00 | \$0.00 | \$0.00 | \$0.00 | |
| 11.a. Childcare (Assistance and Non-Assistance) | \$0.00 | \$0.00 | \$0.00 | \$0.00 | |
| 11.b. Pre-Kindergarten/Head Start | \$0.00 | \$0.00 | \$0.00 | \$0.00 | |
| 12. Financial Education and Asset Development | \$0.00 | \$0.00 | \$0.00 | \$0.00 | |
| 13. Refundable Earned Income Tax Credits | \$0.00 | \$0.00 | \$0.00 | \$0.00 | |
| 14. Non-EITC Refundable State Tax Credits | \$0.00 | \$0.00 | \$0.00 | \$0.00 | |
| 15. Non-Recurrent Short-term Benefits | \$7,280,606.00 | \$4,876,000.00 | \$0.00 | \$0.00 | |
| 16. Supportive Services | \$0.00 | \$0.00 | \$0.00 | \$0.00 | |
| 17. Services for Children and Youth | \$13,606,260.00 | \$35,581,582.00 | \$0.00 | \$0.00 | |
| 18. Prevention of Out-of-Wedlock Pregnancies | \$0.00 | \$0.00 | \$0.00 | \$0.00 | |
| 19. Fatherhood and Two-Parent Family Formation and Maintenance Programs | \$0.00 | \$0.00 | \$0.00 | \$0.00 | |

| | | | | |
|--|---|---------------------------------------|----------------------------------|--------|
| 20. Child Welfare Services | \$165,180,482.00 | \$110,952,413.00 | \$0.00 | \$0.00 |
| 20.a. Family Support/Family Preservation /Reunification Services | \$154,320,774.00 | \$106,447,059.00 | \$0.00 | \$0.00 |
| 20.b. Adoption Services | \$7,837,046.00 | \$1,865,052.00 | \$0.00 | \$0.00 |
| 20.c. Additional Child Welfare Services | \$3,022,662.00 | \$2,640,302.00 | \$0.00 | \$0.00 |
| 21. Home Visiting Programs | \$0.00 | \$0.00 | \$0.00 | \$0.00 |
| 22. Program Management | \$18,300,634.00 | \$2,180,890.00 | \$0.00 | \$0.00 |
| 22.a. Administrative Costs | \$11,703,261.00 | \$1,631,451.00 | \$0.00 | \$0.00 |
| 22.b. Assessment/Service Provision | \$73,714.00 | \$101,386.00 | \$0.00 | \$0.00 |
| 22.c. Systems | \$6,523,659.00 | \$448,053.00 | \$0.00 | \$0.00 |
| 23. Other | \$0.00 | \$0.00 | \$0.00 | \$0.00 |
| 24. Total Expenditures | \$299,404,470.00 | \$173,368,527.00 | \$0.00 | \$0.00 |
| 25. Transitional Services for Employed | \$0.00 | \$0.00 | \$0.00 | \$0.00 |
| 26. Job Access | \$0.00 | \$0.00 | \$0.00 | \$0.00 |
| 27. Federal Unliquidated Obligations | \$28,265,674.00 | | | \$0.00 |
| 28. Unobligated Balance | \$0.00 | | | \$0.00 |
| 29. State Replacement Funds | | \$0.00 | | |
| Quarterly Estimate | Estimate of TANF Funds Requested | | | |
| 30. Estimate of TANF Funds Requested for the Following Quarter | \$0.00 | | | |
| THIS IS TO CERTIFY THAT THE INFORMATION REPORTED ON ALL PARTS OF THIS FORM IS ACCURATE AND TRUE TO THE BEST OF MY KNOWLEDGE AND BELIEF. | | | | |
| Signature, Approving State Official  | State Official Name Annissa Thompson | State Official Title Grant Manager | State Official Agency GEORGIA | |
| Signature Date: 11/14/2025 | | Date Submitted: 11/14/2025 | | |

C. The Percentage of the TANF Caseload and the Number of Individuals Given a Hardship Exemption from the Lifetime Limit

TANF FAMILIES WITH HARDSHIP EXTENSIONS

As of June 30, 2025

| County | EXTENSION REASON | | | | | | Total Families with Extensions | Total TANF Families | Percentage of Families with Extensions |
|---------------|-------------------|-----------------|--|--------------------|-------------------------------------|------------------------------------|--------------------------------|---------------------|--|
| | Domestic Violence | Active CPS Case | Participate in Substance Abuse Program | Disabled (Not SSI) | Cares For Disabled Household Member | Physical/Mental Incapacity to Work | | | |
| APPLING | 0 | 0 | 0 | 0 | 0 | 0 | 0 | 17 | 0.0% |
| ATKINSON | 0 | 0 | 0 | 0 | 0 | 0 | 0 | 11 | 0.0% |
| BACON | 0 | 0 | 0 | 0 | 0 | 0 | 0 | 20 | 0.0% |
| BAKER | 0 | 0 | 0 | 0 | 0 | 0 | 0 | 1 | 0.0% |
| BALDWIN | 0 | 0 | 0 | 0 | 0 | 0 | 0 | 27 | 0.0% |
| BANKS | 0 | 0 | 0 | 0 | 0 | 0 | 0 | 9 | 0.0% |
| BARROW | 0 | 0 | 0 | 0 | 0 | 0 | 0 | 25 | 0.0% |
| BARTOW | 0 | 0 | 0 | 0 | 0 | 0 | 0 | 25 | 0.0% |
| BEN HILL | 0 | 0 | 0 | 0 | 0 | 0 | 0 | 17 | 0.0% |
| BERRIEN | 0 | 0 | 0 | 0 | 0 | 0 | 0 | 24 | 0.0% |
| BIBB | 0 | 0 | 0 | 0 | 0 | 0 | 0 | 188 | 0.0% |
| BLECKLEY | 0 | 0 | 0 | 0 | 0 | 0 | 0 | 10 | 0.0% |
| BRANTLEY | 0 | 0 | 0 | 0 | 0 | 0 | 0 | 42 | 0.0% |
| BROOKS | 0 | 0 | 0 | 0 | 0 | 0 | 0 | 17 | 0.0% |
| BRYAN | 0 | 0 | 0 | 0 | 0 | 0 | 0 | 7 | 0.0% |
| BULLOCH | 0 | 0 | 0 | 0 | 0 | 0 | 0 | 41 | 0.0% |
| BURKE | 0 | 0 | 0 | 0 | 0 | 0 | 0 | 27 | 0.0% |
| BUTTS | 0 | 0 | 0 | 0 | 0 | 0 | 0 | 15 | 0.0% |
| CALHOUN | 0 | 0 | 0 | 0 | 0 | 0 | 0 | 4 | 0.0% |
| CAMDEN | 0 | 0 | 0 | 0 | 0 | 0 | 0 | 23 | 0.0% |
| CANDLER | 0 | 0 | 0 | 0 | 0 | 0 | 0 | 9 | 0.0% |
| CARROLL | 0 | 0 | 0 | 0 | 0 | 0 | 0 | 63 | 0.0% |
| CATOOSA | 0 | 0 | 0 | 0 | 0 | 0 | 0 | 38 | 0.0% |
| CHARLTON | 0 | 0 | 0 | 0 | 0 | 0 | 0 | 6 | 0.0% |
| CHATHAM | 0 | 0 | 0 | 0 | 0 | 0 | 0 | 62 | 0.0% |
| CHATTAHOOCHEE | 0 | 0 | 0 | 0 | 0 | 0 | 0 | 1 | 0.0% |
| CHATTOOGA | 0 | 0 | 0 | 0 | 0 | 0 | 0 | 15 | 0.0% |
| CHEROKEE | 0 | 0 | 0 | 0 | 0 | 0 | 0 | 28 | 0.0% |
| CLARKE | 0 | 0 | 0 | 0 | 0 | 0 | 0 | 32 | 0.0% |
| CLAY | 0 | 0 | 0 | 0 | 0 | 0 | 0 | 5 | 0.0% |
| CLAYTON | 0 | 0 | 0 | 0 | 0 | 0 | 0 | 244 | 0.0% |
| CLINCH | 0 | 0 | 0 | 0 | 0 | 0 | 0 | 10 | 0.0% |
| COBB | 0 | 0 | 0 | 0 | 0 | 0 | 0 | 154 | 0.0% |
| COFFEE | 0 | 0 | 0 | 0 | 0 | 0 | 0 | 42 | 0.0% |

TANF FAMILIES WITH HARDSHIP EXTENSIONS

As of June 30, 2025

| County | EXTENSION REASON | | | | | | Total Families with Extensions | Total TANF Families | Percentage of Families with Extensions |
|-----------|-------------------|-----------------|--|--------------------|-------------------------------------|------------------------------------|--------------------------------|---------------------|--|
| | Domestic Violence | Active CPS Case | Participate in Substance Abuse Program | Disabled (Not SSI) | Cares For Disabled Household Member | Physical/Mental Incapacity to Work | | | |
| COLQUITT | 0 | 0 | 0 | 0 | 0 | 0 | 0 | 63 | 0.0% |
| COLUMBIA | 0 | 0 | 0 | 0 | 0 | 0 | 0 | 39 | 0.0% |
| COOK | 0 | 0 | 0 | 0 | 0 | 0 | 0 | 21 | 0.0% |
| COWETA | 0 | 0 | 0 | 0 | 0 | 0 | 0 | 42 | 0.0% |
| CRAWFORD | 0 | 0 | 0 | 0 | 0 | 0 | 0 | 10 | 0.0% |
| CRISP | 0 | 0 | 0 | 0 | 0 | 0 | 0 | 10 | 0.0% |
| DADE | 0 | 0 | 0 | 0 | 0 | 0 | 0 | 10 | 0.0% |
| DAWSON | 0 | 0 | 0 | 0 | 0 | 0 | 0 | 7 | 0.0% |
| DECATUR | 0 | 0 | 0 | 0 | 0 | 0 | 0 | 31 | 0.0% |
| DEKALB | 0 | 0 | 0 | 0 | 0 | 0 | 0 | 384 | 0.0% |
| DODGE | 0 | 0 | 0 | 0 | 0 | 0 | 0 | 22 | 0.0% |
| DOOLY | 0 | 0 | 0 | 0 | 0 | 0 | 0 | 10 | 0.0% |
| DOUGHERTY | 0 | 0 | 0 | 0 | 0 | 0 | 0 | 142 | 0.0% |
| DOUGLAS | 0 | 0 | 0 | 0 | 0 | 0 | 0 | 65 | 0.0% |
| EARLY | 0 | 0 | 0 | 0 | 0 | 0 | 0 | 16 | 0.0% |
| ECHOLS | 0 | 0 | 0 | 0 | 0 | 0 | 0 | 5 | 0.0% |
| EFFINGHAM | 0 | 0 | 0 | 0 | 0 | 0 | 0 | 15 | 0.0% |
| ELBERT | 0 | 0 | 0 | 0 | 0 | 0 | 0 | 11 | 0.0% |
| EMANUEL | 0 | 0 | 0 | 0 | 0 | 0 | 0 | 15 | 0.0% |
| EVANS | 0 | 0 | 0 | 0 | 0 | 0 | 0 | 9 | 0.0% |
| FANNIN | 0 | 0 | 0 | 0 | 0 | 0 | 0 | 11 | 0.0% |
| FAYETTE | 0 | 0 | 0 | 0 | 0 | 0 | 0 | 28 | 0.0% |
| FLOYD | 0 | 0 | 0 | 0 | 0 | 0 | 0 | 73 | 0.0% |
| FORSYTH | 0 | 0 | 0 | 0 | 0 | 0 | 0 | 18 | 0.0% |
| FRANKLIN | 0 | 0 | 0 | 0 | 0 | 0 | 0 | 21 | 0.0% |
| FULTON | 0 | 0 | 0 | 0 | 0 | 0 | 0 | 498 | 0.0% |
| GILMER | 0 | 0 | 0 | 0 | 0 | 0 | 0 | 9 | 0.0% |
| GLASCOCK | 0 | 0 | 0 | 0 | 0 | 0 | 0 | 5 | 0.0% |
| GLYNN | 0 | 0 | 0 | 0 | 0 | 0 | 0 | 54 | 0.0% |
| GORDON | 0 | 0 | 0 | 0 | 0 | 0 | 0 | 37 | 0.0% |
| GRADY | 0 | 0 | 0 | 0 | 0 | 0 | 0 | 23 | 0.0% |
| GREENE | 0 | 0 | 0 | 0 | 0 | 0 | 0 | 5 | 0.0% |
| GWINNETT | 0 | 0 | 0 | 0 | 0 | 0 | 0 | 173 | 0.0% |
| HABERSHAM | 0 | 0 | 0 | 0 | 0 | 0 | 0 | 12 | 0.0% |

TANF FAMILIES WITH HARDSHIP EXTENSIONS

As of June 30, 2025

| County | EXTENSION REASON | | | | | | Total Families with Extensions | Total TANF Families | Percentage of Families with Extensions |
|------------|-------------------|-----------------|--|--------------------|-------------------------------------|------------------------------------|--------------------------------|---------------------|--|
| | Domestic Violence | Active CPS Case | Participate in Substance Abuse Program | Disabled (Not SSI) | Cares For Disabled Household Member | Physical/Mental Incapacity to Work | | | |
| HALL | 0 | 0 | 0 | 0 | 0 | 0 | 0 | 48 | 0.0% |
| HANCOCK | 0 | 0 | 0 | 0 | 0 | 0 | 0 | 3 | 0.0% |
| HARALSON | 0 | 0 | 0 | 0 | 0 | 0 | 0 | 17 | 0.0% |
| HARRIS | 0 | 0 | 0 | 0 | 0 | 0 | 0 | 12 | 0.0% |
| HART | 0 | 0 | 0 | 0 | 0 | 0 | 0 | 15 | 0.0% |
| HEARD | 0 | 0 | 0 | 0 | 0 | 0 | 0 | 9 | 0.0% |
| HENRY | 0 | 0 | 0 | 0 | 0 | 0 | 0 | 135 | 0.0% |
| HOUSTON | 0 | 0 | 0 | 0 | 0 | 0 | 0 | 105 | 0.0% |
| IRWIN | 0 | 0 | 0 | 0 | 0 | 0 | 0 | 7 | 0.0% |
| JACKSON | 0 | 0 | 0 | 0 | 0 | 0 | 0 | 28 | 0.0% |
| JASPER | 0 | 0 | 0 | 0 | 0 | 0 | 0 | 6 | 0.0% |
| JEFF DAVIS | 0 | 0 | 0 | 0 | 0 | 0 | 0 | 19 | 0.0% |
| JEFFERSON | 0 | 0 | 0 | 0 | 0 | 0 | 0 | 13 | 0.0% |
| JENKINS | 0 | 0 | 0 | 0 | 0 | 0 | 0 | 13 | 0.0% |
| JOHNSON | 0 | 0 | 0 | 0 | 0 | 0 | 0 | 5 | 0.0% |
| JONES | 0 | 0 | 0 | 0 | 0 | 0 | 0 | 23 | 0.0% |
| LAMAR | 0 | 0 | 0 | 0 | 0 | 0 | 0 | 12 | 0.0% |
| LANIER | 0 | 0 | 0 | 0 | 0 | 0 | 0 | 11 | 0.0% |
| LAURENS | 0 | 0 | 0 | 0 | 0 | 0 | 0 | 28 | 0.0% |
| LEE | 0 | 0 | 0 | 0 | 0 | 0 | 0 | 23 | 0.0% |
| LIBERTY | 0 | 0 | 0 | 0 | 0 | 0 | 0 | 36 | 0.0% |
| LINCOLN | 0 | 0 | 0 | 0 | 0 | 0 | 0 | 8 | 0.0% |
| LONG | 0 | 0 | 0 | 0 | 0 | 0 | 0 | 5 | 0.0% |
| LOWNDES | 0 | 0 | 0 | 0 | 0 | 0 | 0 | 95 | 0.0% |
| LUMPKIN | 0 | 0 | 0 | 0 | 0 | 0 | 0 | 8 | 0.0% |
| MACON | 0 | 0 | 0 | 0 | 0 | 0 | 0 | 6 | 0.0% |
| MADISON | 0 | 0 | 0 | 0 | 0 | 0 | 0 | 21 | 0.0% |
| MARION | 0 | 0 | 0 | 0 | 0 | 0 | 0 | 8 | 0.0% |
| MCDUFFIE | 0 | 0 | 0 | 0 | 0 | 0 | 0 | 23 | 0.0% |
| MCINTOSH | 0 | 0 | 0 | 0 | 0 | 0 | 0 | 7 | 0.0% |
| MERIWETHER | 0 | 0 | 0 | 0 | 0 | 0 | 0 | 12 | 0.0% |
| MILLER | 0 | 0 | 0 | 0 | 0 | 0 | 0 | 6 | 0.0% |
| MITCHELL | 0 | 0 | 0 | 0 | 0 | 0 | 0 | 33 | 0.0% |
| MONROE | 0 | 0 | 0 | 0 | 0 | 0 | 0 | 11 | 0.0% |

TANF FAMILIES WITH HARDSHIP EXTENSIONS

As of June 30, 2025

| County | EXTENSION REASON | | | | | | Total Families with Extensions | Total TANF Families | Percentage of Families with Extensions |
|------------|-------------------|-----------------|--|--------------------|-------------------------------------|------------------------------------|--------------------------------|---------------------|--|
| | Domestic Violence | Active CPS Case | Participate in Substance Abuse Program | Disabled (Not SSI) | Cares For Disabled Household Member | Physical/Mental Incapacity to Work | | | |
| MONTGOMERY | 0 | 0 | 0 | 0 | 0 | 0 | 0 | 5 | 0.0% |
| MORGAN | 0 | 0 | 0 | 0 | 0 | 0 | 0 | 11 | 0.0% |
| MURRAY | 0 | 0 | 0 | 0 | 0 | 0 | 0 | 27 | 0.0% |
| MUSCOGEE | 0 | 0 | 0 | 0 | 0 | 0 | 0 | 151 | 0.0% |
| NEWTON | 0 | 0 | 0 | 0 | 0 | 0 | 0 | 88 | 0.0% |
| OCONEE | 0 | 0 | 0 | 0 | 0 | 0 | 0 | 6 | 0.0% |
| OGLETHORPE | 0 | 0 | 0 | 0 | 0 | 0 | 0 | 15 | 0.0% |
| PAULDING | 0 | 0 | 0 | 0 | 0 | 0 | 0 | 59 | 0.0% |
| PEACH | 0 | 0 | 0 | 0 | 0 | 0 | 0 | 22 | 0.0% |
| PICKENS | 0 | 0 | 0 | 0 | 0 | 0 | 0 | 5 | 0.0% |
| PIERCE | 0 | 0 | 0 | 0 | 0 | 0 | 0 | 20 | 0.0% |
| PIKE | 0 | 0 | 0 | 0 | 0 | 0 | 0 | 10 | 0.0% |
| POLK | 0 | 0 | 0 | 0 | 0 | 0 | 0 | 25 | 0.0% |
| PULASKI | 0 | 0 | 0 | 0 | 0 | 0 | 0 | 7 | 0.0% |
| PUTNAM | 0 | 0 | 0 | 0 | 0 | 0 | 0 | 11 | 0.0% |
| QUITMAN | 0 | 0 | 0 | 0 | 0 | 0 | 0 | 0 | 0.0% |
| RABUN | 0 | 0 | 0 | 0 | 0 | 0 | 0 | 3 | 0.0% |
| RANDOLPH | 0 | 0 | 0 | 0 | 0 | 0 | 0 | 17 | 0.0% |
| RICHMOND | 0 | 0 | 0 | 0 | 0 | 0 | 0 | 173 | 0.0% |
| ROCKDALE | 0 | 0 | 0 | 0 | 0 | 0 | 0 | 45 | 0.0% |
| SCHLEY | 0 | 0 | 0 | 0 | 0 | 0 | 0 | 5 | 0.0% |
| SCREVEN | 0 | 0 | 0 | 0 | 0 | 0 | 0 | 18 | 0.0% |
| SEMINOLE | 0 | 0 | 0 | 0 | 0 | 0 | 0 | 10 | 0.0% |
| SPALDING | 0 | 0 | 0 | 0 | 0 | 0 | 0 | 74 | 0.0% |
| STEPHENS | 0 | 0 | 0 | 0 | 0 | 0 | 0 | 23 | 0.0% |
| STEWART | 0 | 0 | 0 | 0 | 0 | 0 | 0 | 3 | 0.0% |
| SUMTER | 0 | 0 | 0 | 0 | 0 | 0 | 0 | 14 | 0.0% |
| TALBOT | 0 | 0 | 0 | 0 | 0 | 0 | 0 | 7 | 0.0% |
| TALIAFERRO | 0 | 0 | 0 | 0 | 0 | 0 | 0 | 0 | 0.0% |
| TATTNALL | 0 | 0 | 0 | 0 | 0 | 0 | 0 | 22 | 0.0% |
| TAYLOR | 0 | 0 | 0 | 0 | 0 | 0 | 0 | 7 | 0.0% |
| TELFAIR | 0 | 0 | 0 | 0 | 0 | 0 | 0 | 14 | 0.0% |
| TERRELL | 0 | 0 | 0 | 0 | 0 | 0 | 0 | 10 | 0.0% |
| THOMAS | 0 | 0 | 0 | 0 | 0 | 0 | 0 | 47 | 0.0% |

TANF FAMILIES WITH HARDSHIP EXTENSIONS

As of June 30, 2025

| County | EXTENSION REASON | | | | | | Total Families with Extensions | Total TANF Families | Percentage of Families with Extensions |
|--------------|-------------------|-----------------|--|--------------------|-------------------------------------|------------------------------------|--------------------------------|---------------------|--|
| | Domestic Violence | Active CPS Case | Participate in Substance Abuse Program | Disabled (Not SSI) | Cares For Disabled Household Member | Physical/Mental Incapacity to Work | | | |
| TIFT | 0 | 0 | 0 | 0 | 0 | 0 | 0 | 43 | 0.0% |
| TOOMBS | 0 | 0 | 0 | 0 | 0 | 0 | 0 | 28 | 0.0% |
| TOWNS | 0 | 0 | 0 | 0 | 0 | 0 | 0 | 5 | 0.0% |
| TREUTLEN | 0 | 0 | 0 | 0 | 0 | 0 | 0 | 4 | 0.0% |
| TROUP | 0 | 0 | 0 | 0 | 0 | 0 | 0 | 41 | 0.0% |
| TURNER | 0 | 0 | 0 | 0 | 0 | 0 | 0 | 6 | 0.0% |
| TWIGGS | 0 | 0 | 0 | 0 | 0 | 0 | 0 | 7 | 0.0% |
| UNION | 0 | 0 | 0 | 0 | 0 | 0 | 0 | 6 | 0.0% |
| UPSON | 0 | 0 | 0 | 0 | 0 | 0 | 0 | 19 | 0.0% |
| WALKER | 0 | 0 | 0 | 0 | 0 | 0 | 0 | 42 | 0.0% |
| WALTON | 0 | 0 | 0 | 0 | 0 | 0 | 0 | 38 | 0.0% |
| WARE | 0 | 0 | 0 | 0 | 0 | 0 | 0 | 56 | 0.0% |
| WARREN | 0 | 0 | 0 | 0 | 0 | 0 | 0 | 6 | 0.0% |
| WASHINGTON | 0 | 0 | 0 | 0 | 0 | 0 | 0 | 14 | 0.0% |
| WAYNE | 0 | 0 | 0 | 0 | 0 | 0 | 0 | 28 | 0.0% |
| WEBSTER | 0 | 0 | 0 | 0 | 0 | 0 | 0 | 0 | 0.0% |
| WHEELER | 0 | 0 | 0 | 0 | 0 | 0 | 0 | 4 | 0.0% |
| WHITE | 0 | 0 | 0 | 0 | 0 | 0 | 0 | 6 | 0.0% |
| WHITFIELD | 0 | 0 | 0 | 0 | 0 | 0 | 0 | 47 | 0.0% |
| WILCOX | 0 | 0 | 0 | 0 | 0 | 0 | 0 | 8 | 0.0% |
| WILKES | 0 | 0 | 0 | 0 | 0 | 0 | 0 | 4 | 0.0% |
| WILKINSON | 0 | 0 | 0 | 0 | 0 | 0 | 0 | 9 | 0.0% |
| WORTH | 0 | 0 | 0 | 0 | 0 | 0 | 0 | 19 | 0.0% |
| TOTAL | 0 | 0 | 0 | 0 | 0 | 0 | 0 | 5,358 | 0.0% |

**D. Number of Individuals Who
Received Transportation
Assistance and the Cost of
Such Assistance**

Transportation received by individuals participating in
Application Job Search is shown in (E) Diversionary Assistance.

TANF RECIPIENT TRANSPORTATION ASSISTANCE

State Fiscal Year 2025

| COUNTY | Annual Clients | Annual Funds | Cost Per Client |
|---------------|----------------|--------------|-----------------|
| APPLING | 0 | \$0.00 | \$0.00 |
| ATKINSON | 0 | \$0.00 | \$0.00 |
| BACON | 0 | \$0.00 | \$0.00 |
| BAKER | 0 | \$0.00 | \$0.00 |
| BALDWIN | 0 | \$0.00 | \$0.00 |
| BANKS | 0 | \$0.00 | \$0.00 |
| BARROW | 0 | \$0.00 | \$0.00 |
| BARTOW | 0 | \$0.00 | \$0.00 |
| BEN HILL | 0 | \$0.00 | \$0.00 |
| BERRIEN | 0 | \$0.00 | \$0.00 |
| BIBB | 0 | \$0.00 | \$0.00 |
| BLECKLEY | 0 | \$0.00 | \$0.00 |
| BRANTLEY | 0 | \$0.00 | \$0.00 |
| BROOKS | 0 | \$0.00 | \$0.00 |
| BRYAN | 0 | \$0.00 | \$0.00 |
| BULLOCH | 0 | \$0.00 | \$0.00 |
| BURKE | 0 | \$0.00 | \$0.00 |
| BUTTS | 0 | \$0.00 | \$0.00 |
| CALHOUN | 0 | \$0.00 | \$0.00 |
| CAMDEN | 0 | \$0.00 | \$0.00 |
| CANDLER | 0 | \$0.00 | \$0.00 |
| CARROLL | 0 | \$0.00 | \$0.00 |
| CATOOSA | 0 | \$0.00 | \$0.00 |
| CHARLTON | 0 | \$0.00 | \$0.00 |
| CHATHAM | 0 | \$0.00 | \$0.00 |
| CHATTAHOOCHEE | 0 | \$0.00 | \$0.00 |
| CHATTOOGA | 0 | \$0.00 | \$0.00 |
| CHEROKEE | 4 | \$196.00 | \$49.00 |
| CLARKE | 0 | \$0.00 | \$0.00 |
| CLAY | 0 | \$0.00 | \$0.00 |
| CLAYTON | 6 | \$599.00 | \$99.83 |
| CLINCH | 0 | \$0.00 | \$0.00 |
| COBB | 29 | \$3,059.00 | \$105.48 |
| COFFEE | 0 | \$0.00 | \$0.00 |
| COLQUITT | 0 | \$0.00 | \$0.00 |
| COLUMBIA | 0 | \$0.00 | \$0.00 |
| COOK | 0 | \$0.00 | \$0.00 |
| COWETA | 0 | \$0.00 | \$0.00 |
| CRAWFORD | 0 | \$0.00 | \$0.00 |
| CRISP | 0 | \$0.00 | \$0.00 |
| DADE | 0 | \$0.00 | \$0.00 |
| DAWSON | 0 | \$0.00 | \$0.00 |
| DECATUR | 0 | \$0.00 | \$0.00 |
| DEKALB | 30 | \$3,342.42 | \$111.41 |
| DODGE | 0 | \$0.00 | \$0.00 |
| DOOLY | 0 | \$0.00 | \$0.00 |
| DOUGHERTY | 0 | \$0.00 | \$0.00 |
| DOUGLAS | 5 | \$469.00 | \$93.80 |
| EARLY | 0 | \$0.00 | \$0.00 |
| ECHOLS | 0 | \$0.00 | \$0.00 |
| EFFINGHAM | 1 | \$168.00 | \$168.00 |

TANF RECIPIENT TRANSPORTATION ASSISTANCE

State Fiscal Year 2025

| COUNTY | Annual Clients | Annual Funds | Cost Per Client |
|------------|----------------|--------------|-----------------|
| ELBERT | 0 | \$0.00 | \$0.00 |
| EMANUEL | 0 | \$0.00 | \$0.00 |
| EVANS | 0 | \$0.00 | \$0.00 |
| FANNIN | 0 | \$0.00 | \$0.00 |
| FAYETTE | 0 | \$0.00 | \$0.00 |
| FLOYD | 0 | \$0.00 | \$0.00 |
| FORSYTH | 0 | \$0.00 | \$0.00 |
| FRANKLIN | 0 | \$0.00 | \$0.00 |
| FULTON | 22 | \$2,108.42 | \$95.84 |
| GILMER | 0 | \$0.00 | \$0.00 |
| GLASCOCK | 0 | \$0.00 | \$0.00 |
| GLYNN | 0 | \$0.00 | \$0.00 |
| GORDON | 0 | \$0.00 | \$0.00 |
| GRADY | 0 | \$0.00 | \$0.00 |
| GREENE | 0 | \$0.00 | \$0.00 |
| GWINNETT | 2 | \$119.00 | \$59.50 |
| HABERSHAM | 0 | \$0.00 | \$0.00 |
| HALL | 0 | \$0.00 | \$0.00 |
| HANCOCK | 0 | \$0.00 | \$0.00 |
| HARALSON | 0 | \$0.00 | \$0.00 |
| HARRIS | 5 | \$182.00 | \$36.40 |
| HART | 0 | \$0.00 | \$0.00 |
| HEARD | 0 | \$0.00 | \$0.00 |
| HENRY | 1 | \$140.00 | \$140.00 |
| HOUSTON | 0 | \$0.00 | \$0.00 |
| IRWIN | 0 | \$0.00 | \$0.00 |
| JACKSON | 0 | \$0.00 | \$0.00 |
| JASPER | 0 | \$0.00 | \$0.00 |
| JEFF DAVIS | 0 | \$0.00 | \$0.00 |
| JEFFERSON | 0 | \$0.00 | \$0.00 |
| JENKINS | 0 | \$0.00 | \$0.00 |
| JOHNSON | 0 | \$0.00 | \$0.00 |
| JONES | 0 | \$0.00 | \$0.00 |
| LAMAR | 0 | \$0.00 | \$0.00 |
| LANIER | 0 | \$0.00 | \$0.00 |
| LAURENS | 0 | \$0.00 | \$0.00 |
| LEE | 0 | \$0.00 | \$0.00 |
| LIBERTY | 2 | \$259.00 | \$129.50 |
| LINCOLN | 0 | \$0.00 | \$0.00 |
| LONG | 0 | \$0.00 | \$0.00 |
| LOWNDES | 0 | \$0.00 | \$0.00 |
| LUMPKIN | 0 | \$0.00 | \$0.00 |
| MACON | 0 | \$0.00 | \$0.00 |
| MADISON | 0 | \$0.00 | \$0.00 |
| MARION | 0 | \$0.00 | \$0.00 |
| MCDUFFIE | 0 | \$0.00 | \$0.00 |
| MCINTOSH | 0 | \$0.00 | \$0.00 |
| MERIWETHER | 0 | \$0.00 | \$0.00 |
| MILLER | 0 | \$0.00 | \$0.00 |
| MITCHELL | 0 | \$0.00 | \$0.00 |
| MONROE | 0 | \$0.00 | \$0.00 |

TANF RECIPIENT TRANSPORTATION ASSISTANCE

State Fiscal Year 2025

| COUNTY | Annual Clients | Annual Funds | Cost Per Client |
|------------|----------------|--------------|-----------------|
| MONTGOMERY | 0 | \$0.00 | \$0.00 |
| MORGAN | 0 | \$0.00 | \$0.00 |
| MURRAY | 0 | \$0.00 | \$0.00 |
| MUSCOGEE | 9 | \$749.00 | \$83.22 |
| NEWTON | 0 | \$0.00 | \$0.00 |
| OCONEE | 0 | \$0.00 | \$0.00 |
| OGLETHORPE | 0 | \$0.00 | \$0.00 |
| PAULDING | 0 | \$0.00 | \$0.00 |
| PEACH | 0 | \$0.00 | \$0.00 |
| PICKENS | 0 | \$0.00 | \$0.00 |
| PIERCE | 0 | \$0.00 | \$0.00 |
| PIKE | 0 | \$0.00 | \$0.00 |
| POLK | 1 | \$35.00 | \$35.00 |
| PULASKI | 0 | \$0.00 | \$0.00 |
| PUTNAM | 0 | \$0.00 | \$0.00 |
| QUITMAN | 0 | \$0.00 | \$0.00 |
| RABUN | 0 | \$0.00 | \$0.00 |
| RANDOLPH | 0 | \$0.00 | \$0.00 |
| RICHMOND | 1 | \$42.00 | \$42.00 |
| ROCKDALE | 0 | \$0.00 | \$0.00 |
| SCHLEY | 0 | \$0.00 | \$0.00 |
| SCREVEN | 0 | \$0.00 | \$0.00 |
| SEMINOLE | 0 | \$0.00 | \$0.00 |
| SPALDING | 0 | \$0.00 | \$0.00 |
| STEPHENS | 0 | \$0.00 | \$0.00 |
| STEWART | 0 | \$0.00 | \$0.00 |
| SUMTER | 0 | \$0.00 | \$0.00 |
| TALBOT | 0 | \$0.00 | \$0.00 |
| TALIAFERRO | 0 | \$0.00 | \$0.00 |
| TATTNALL | 0 | \$0.00 | \$0.00 |
| TAYLOR | 0 | \$0.00 | \$0.00 |
| TELFAIR | 0 | \$0.00 | \$0.00 |
| TERRELL | 0 | \$0.00 | \$0.00 |
| THOMAS | 0 | \$0.00 | \$0.00 |
| TIFT | 0 | \$0.00 | \$0.00 |
| TOOMBS | 1 | \$126.00 | \$126.00 |
| TOWNS | 0 | \$0.00 | \$0.00 |
| TREUTLEN | 0 | \$0.00 | \$0.00 |
| TROUP | 0 | \$0.00 | \$0.00 |
| TURNER | 0 | \$0.00 | \$0.00 |
| TWIGGS | 0 | \$0.00 | \$0.00 |
| UNION | 0 | \$0.00 | \$0.00 |
| UPSON | 0 | \$0.00 | \$0.00 |
| WALKER | 0 | \$0.00 | \$0.00 |
| WALTON | 0 | \$0.00 | \$0.00 |
| WARE | 0 | \$0.00 | \$0.00 |
| WARREN | 0 | \$0.00 | \$0.00 |
| WASHINGTON | 0 | \$0.00 | \$0.00 |
| WAYNE | 0 | \$0.00 | \$0.00 |
| WEBSTER | 0 | \$0.00 | \$0.00 |
| WHEELER | 0 | \$0.00 | \$0.00 |

TANF RECIPIENT TRANSPORTATION ASSISTANCE

State Fiscal Year 2025

| COUNTY | Annual Clients | Annual Funds | Cost Per Client |
|---------------|-----------------------|---------------------|------------------------|
| WHITE | 0 | \$0.00 | \$0.00 |
| WHITFIELD | 0 | \$0.00 | \$0.00 |
| WILCOX | 0 | \$0.00 | \$0.00 |
| WILKES | 0 | \$0.00 | \$0.00 |
| WILKINSON | 0 | \$0.00 | \$0.00 |
| WORTH | 0 | \$0.00 | \$0.00 |
| STATE | 119 | \$11,593.84 | \$97.43 |

E. The Number of Individuals Who Received Diversionary Assistance in Order to Prevent Their Requiring TANF Assistance and the Categories and Cost of Such Diversionary Assistance and Job Acceptance and Retention Statistics

Note: A diverted individual is defined as one who participates in Application Job Search and whose application for cash assistance is denied because the person either accepts a job or withdraws his or her application. No additional information is gathered on these individuals since they are no longer included in the TANF database.

DIVERSIONARY ASSISTANCE TO PREVENT TANF RECEIPT

State Fiscal Year 2025

| County | Type of Assistance | Annual Clients | Annual Funds | Average Cost per Client |
|---------------|---------------------------|-----------------------|---------------------|--------------------------------|
| APPLING | Childcare | 0 | \$0.00 | \$0.00 |
| | Incidentals | 0 | \$0.00 | \$0.00 |
| | Transportation | 0 | \$0.00 | \$0.00 |
| ATKINSON | Childcare | 0 | \$0.00 | \$0.00 |
| | Incidentals | 0 | \$0.00 | \$0.00 |
| | Transportation | 0 | \$0.00 | \$0.00 |
| BACON | Childcare | 0 | \$0.00 | \$0.00 |
| | Incidentals | 0 | \$0.00 | \$0.00 |
| | Transportation | 0 | \$0.00 | \$0.00 |
| BAKER | Childcare | 0 | \$0.00 | \$0.00 |
| | Incidentals | 0 | \$0.00 | \$0.00 |
| | Transportation | 0 | \$0.00 | \$0.00 |
| BALDWIN | Childcare | 0 | \$0.00 | \$0.00 |
| | Incidentals | 0 | \$0.00 | \$0.00 |
| | Transportation | 0 | \$0.00 | \$0.00 |
| BANKS | Childcare | 0 | \$0.00 | \$0.00 |
| | Incidentals | 0 | \$0.00 | \$0.00 |
| | Transportation | 0 | \$0.00 | \$0.00 |
| BARROW | Childcare | 0 | \$0.00 | \$0.00 |
| | Incidentals | 0 | \$0.00 | \$0.00 |
| | Transportation | 0 | \$0.00 | \$0.00 |
| BARTOW | Childcare | 0 | \$0.00 | \$0.00 |
| | Incidentals | 0 | \$0.00 | \$0.00 |
| | Transportation | 0 | \$0.00 | \$0.00 |
| BEN HILL | Childcare | 0 | \$0.00 | \$0.00 |
| | Incidentals | 0 | \$0.00 | \$0.00 |
| | Transportation | 0 | \$0.00 | \$0.00 |
| BERRIEN | Childcare | 0 | \$0.00 | \$0.00 |
| | Incidentals | 0 | \$0.00 | \$0.00 |
| | Transportation | 0 | \$0.00 | \$0.00 |
| BIBB | Childcare | 0 | \$0.00 | \$0.00 |
| | Incidentals | 0 | \$0.00 | \$0.00 |
| | Transportation | 0 | \$0.00 | \$0.00 |
| BLECKLEY | Childcare | 0 | \$0.00 | \$0.00 |
| | Incidentals | 0 | \$0.00 | \$0.00 |
| | Transportation | 0 | \$0.00 | \$0.00 |
| BRANTLEY | Childcare | 0 | \$0.00 | \$0.00 |
| | Incidentals | 0 | \$0.00 | \$0.00 |
| | Transportation | 0 | \$0.00 | \$0.00 |
| BROOKS | Childcare | 0 | \$0.00 | \$0.00 |
| | Incidentals | 0 | \$0.00 | \$0.00 |
| | Transportation | 0 | \$0.00 | \$0.00 |
| BRYAN | Childcare | 0 | \$0.00 | \$0.00 |
| | Incidentals | 0 | \$0.00 | \$0.00 |
| | Transportation | 0 | \$0.00 | \$0.00 |
| BULLOCH | Childcare | 0 | \$0.00 | \$0.00 |
| | Incidentals | 0 | \$0.00 | \$0.00 |
| | Transportation | 0 | \$0.00 | \$0.00 |
| BURKE | Childcare | 0 | \$0.00 | \$0.00 |
| | Incidentals | 0 | \$0.00 | \$0.00 |
| | Transportation | 0 | \$0.00 | \$0.00 |
| BUTTS | Childcare | 0 | \$0.00 | \$0.00 |
| | Incidentals | 0 | \$0.00 | \$0.00 |
| | Transportation | 0 | \$0.00 | \$0.00 |

DIVERSIONARY ASSISTANCE TO PREVENT TANF RECEIPT

State Fiscal Year 2025

| County | Type of Assistance | Annual Clients | Annual Funds | Average Cost per Client |
|---------------|--------------------|----------------|--------------|-------------------------|
| CALHOUN | Childcare | 0 | \$0.00 | \$0.00 |
| | Incidentals | 0 | \$0.00 | \$0.00 |
| | Transportation | 0 | \$0.00 | \$0.00 |
| CAMDEN | Childcare | 0 | \$0.00 | \$0.00 |
| | Incidentals | 0 | \$0.00 | \$0.00 |
| | Transportation | 0 | \$0.00 | \$0.00 |
| CANDLER | Childcare | 0 | \$0.00 | \$0.00 |
| | Incidentals | 0 | \$0.00 | \$0.00 |
| | Transportation | 0 | \$0.00 | \$0.00 |
| CARROLL | Childcare | 0 | \$0.00 | \$0.00 |
| | Incidentals | 0 | \$0.00 | \$0.00 |
| | Transportation | 0 | \$0.00 | \$0.00 |
| CATOOSA | Childcare | 0 | \$0.00 | \$0.00 |
| | Incidentals | 0 | \$0.00 | \$0.00 |
| | Transportation | 0 | \$0.00 | \$0.00 |
| CHARLTON | Childcare | 0 | \$0.00 | \$0.00 |
| | Incidentals | 0 | \$0.00 | \$0.00 |
| | Transportation | 0 | \$0.00 | \$0.00 |
| CHATHAM | Childcare | 0 | \$0.00 | \$0.00 |
| | Incidentals | 0 | \$0.00 | \$0.00 |
| | Transportation | 0 | \$0.00 | \$0.00 |
| CHATTAHOOCHEE | Childcare | 0 | \$0.00 | \$0.00 |
| | Incidentals | 0 | \$0.00 | \$0.00 |
| | Transportation | 0 | \$0.00 | \$0.00 |
| CHATTOOGA | Childcare | 0 | \$0.00 | \$0.00 |
| | Incidentals | 0 | \$0.00 | \$0.00 |
| | Transportation | 0 | \$0.00 | \$0.00 |
| CHEROKEE | Childcare | 0 | \$0.00 | \$0.00 |
| | Incidentals | 0 | \$0.00 | \$0.00 |
| | Transportation | 0 | \$0.00 | \$0.00 |
| CLARKE | Childcare | 0 | \$0.00 | \$0.00 |
| | Incidentals | 0 | \$0.00 | \$0.00 |
| | Transportation | 0 | \$0.00 | \$0.00 |
| CLAY | Childcare | 0 | \$0.00 | \$0.00 |
| | Incidentals | 0 | \$0.00 | \$0.00 |
| | Transportation | 0 | \$0.00 | \$0.00 |
| CLAYTON | Childcare | 0 | \$0.00 | \$0.00 |
| | Incidentals | 0 | \$0.00 | \$0.00 |
| | Transportation | 1 | \$25.00 | \$25.00 |
| CLINCH | Childcare | 0 | \$0.00 | \$0.00 |
| | Incidentals | 0 | \$0.00 | \$0.00 |
| | Transportation | 0 | \$0.00 | \$0.00 |
| COBB | Childcare | 0 | \$0.00 | \$0.00 |
| | Incidentals | 0 | \$0.00 | \$0.00 |
| | Transportation | 0 | \$0.00 | \$0.00 |
| COFFEE | Childcare | 0 | \$0.00 | \$0.00 |
| | Incidentals | 0 | \$0.00 | \$0.00 |
| | Transportation | 0 | \$0.00 | \$0.00 |
| COLQUITT | Childcare | 0 | \$0.00 | \$0.00 |
| | Incidentals | 0 | \$0.00 | \$0.00 |
| | Transportation | 0 | \$0.00 | \$0.00 |
| COLUMBIA | Childcare | 0 | \$0.00 | \$0.00 |
| | Incidentals | 0 | \$0.00 | \$0.00 |
| | Transportation | 0 | \$0.00 | \$0.00 |

DIVERSIONARY ASSISTANCE TO PREVENT TANF RECEIPT

State Fiscal Year 2025

| County | Type of Assistance | Annual Clients | Annual Funds | Average Cost per Client |
|-----------|--------------------|----------------|--------------|-------------------------|
| COOK | Childcare | 0 | \$0.00 | \$0.00 |
| | Incidentals | 0 | \$0.00 | \$0.00 |
| | Transportation | 0 | \$0.00 | \$0.00 |
| COWETA | Childcare | 0 | \$0.00 | \$0.00 |
| | Incidentals | 0 | \$0.00 | \$0.00 |
| | Transportation | 0 | \$0.00 | \$0.00 |
| CRAWFORD | Childcare | 0 | \$0.00 | \$0.00 |
| | Incidentals | 0 | \$0.00 | \$0.00 |
| | Transportation | 0 | \$0.00 | \$0.00 |
| CRISP | Childcare | 0 | \$0.00 | \$0.00 |
| | Incidentals | 0 | \$0.00 | \$0.00 |
| | Transportation | 0 | \$0.00 | \$0.00 |
| DADE | Childcare | 0 | \$0.00 | \$0.00 |
| | Incidentals | 0 | \$0.00 | \$0.00 |
| | Transportation | 0 | \$0.00 | \$0.00 |
| DAWSON | Childcare | 0 | \$0.00 | \$0.00 |
| | Incidentals | 0 | \$0.00 | \$0.00 |
| | Transportation | 0 | \$0.00 | \$0.00 |
| DECATUR | Childcare | 0 | \$0.00 | \$0.00 |
| | Incidentals | 0 | \$0.00 | \$0.00 |
| | Transportation | 0 | \$0.00 | \$0.00 |
| DEKALB | Childcare | 0 | \$0.00 | \$0.00 |
| | Incidentals | 4 | \$2,800.00 | \$700.00 |
| | Transportation | 0 | \$0.00 | \$0.00 |
| DODGE | Childcare | 0 | \$0.00 | \$0.00 |
| | Incidentals | 0 | \$0.00 | \$0.00 |
| | Transportation | 0 | \$0.00 | \$0.00 |
| DOOLY | Childcare | 0 | \$0.00 | \$0.00 |
| | Incidentals | 0 | \$0.00 | \$0.00 |
| | Transportation | 0 | \$0.00 | \$0.00 |
| DOUGHERTY | Childcare | 0 | \$0.00 | \$0.00 |
| | Incidentals | 0 | \$0.00 | \$0.00 |
| | Transportation | 0 | \$0.00 | \$0.00 |
| DOUGLAS | Childcare | 0 | \$0.00 | \$0.00 |
| | Incidentals | 0 | \$0.00 | \$0.00 |
| | Transportation | 0 | \$0.00 | \$0.00 |
| EARLY | Childcare | 0 | \$0.00 | \$0.00 |
| | Incidentals | 0 | \$0.00 | \$0.00 |
| | Transportation | 0 | \$0.00 | \$0.00 |
| ECHOLS | Childcare | 0 | \$0.00 | \$0.00 |
| | Incidentals | 0 | \$0.00 | \$0.00 |
| | Transportation | 0 | \$0.00 | \$0.00 |
| EFFINGHAM | Childcare | 0 | \$0.00 | \$0.00 |
| | Incidentals | 0 | \$0.00 | \$0.00 |
| | Transportation | 0 | \$0.00 | \$0.00 |
| ELBERT | Childcare | 0 | \$0.00 | \$0.00 |
| | Incidentals | 0 | \$0.00 | \$0.00 |
| | Transportation | 0 | \$0.00 | \$0.00 |
| EMANUEL | Childcare | 0 | \$0.00 | \$0.00 |
| | Incidentals | 0 | \$0.00 | \$0.00 |
| | Transportation | 0 | \$0.00 | \$0.00 |
| EVANS | Childcare | 0 | \$0.00 | \$0.00 |
| | Incidentals | 0 | \$0.00 | \$0.00 |
| | Transportation | 0 | \$0.00 | \$0.00 |

DIVERSIONARY ASSISTANCE TO PREVENT TANF RECEIPT

State Fiscal Year 2025

| County | Type of Assistance | Annual Clients | Annual Funds | Average Cost per Client |
|-----------|--------------------|----------------|--------------|-------------------------|
| FANNIN | Childcare | 0 | \$0.00 | \$0.00 |
| | Incidentals | 0 | \$0.00 | \$0.00 |
| | Transportation | 0 | \$0.00 | \$0.00 |
| FAYETTE | Childcare | 0 | \$0.00 | \$0.00 |
| | Incidentals | 0 | \$0.00 | \$0.00 |
| | Transportation | 0 | \$0.00 | \$0.00 |
| FLOYD | Childcare | 0 | \$0.00 | \$0.00 |
| | Incidentals | 0 | \$0.00 | \$0.00 |
| | Transportation | 0 | \$0.00 | \$0.00 |
| FORSYTH | Childcare | 0 | \$0.00 | \$0.00 |
| | Incidentals | 0 | \$0.00 | \$0.00 |
| | Transportation | 0 | \$0.00 | \$0.00 |
| FRANKLIN | Childcare | 0 | \$0.00 | \$0.00 |
| | Incidentals | 0 | \$0.00 | \$0.00 |
| | Transportation | 0 | \$0.00 | \$0.00 |
| FULTON | Childcare | 0 | \$0.00 | \$0.00 |
| | Incidentals | 2 | \$2,375.00 | \$1,187.50 |
| | Transportation | 0 | \$0.00 | \$0.00 |
| GILMER | Childcare | 0 | \$0.00 | \$0.00 |
| | Incidentals | 0 | \$0.00 | \$0.00 |
| | Transportation | 0 | \$0.00 | \$0.00 |
| GLASCOCK | Childcare | 0 | \$0.00 | \$0.00 |
| | Incidentals | 0 | \$0.00 | \$0.00 |
| | Transportation | 0 | \$0.00 | \$0.00 |
| GLYNN | Childcare | 0 | \$0.00 | \$0.00 |
| | Incidentals | 0 | \$0.00 | \$0.00 |
| | Transportation | 0 | \$0.00 | \$0.00 |
| GORDON | Childcare | 0 | \$0.00 | \$0.00 |
| | Incidentals | 0 | \$0.00 | \$0.00 |
| | Transportation | 0 | \$0.00 | \$0.00 |
| GRADY | Childcare | 0 | \$0.00 | \$0.00 |
| | Incidentals | 0 | \$0.00 | \$0.00 |
| | Transportation | 0 | \$0.00 | \$0.00 |
| GREENE | Childcare | 0 | \$0.00 | \$0.00 |
| | Incidentals | 0 | \$0.00 | \$0.00 |
| | Transportation | 0 | \$0.00 | \$0.00 |
| GWINNETT | Childcare | 0 | \$0.00 | \$0.00 |
| | Incidentals | 1 | \$1,640.00 | \$1,640.00 |
| | Transportation | 0 | \$0.00 | \$0.00 |
| HABERSHAM | Childcare | 0 | \$0.00 | \$0.00 |
| | Incidentals | 0 | \$0.00 | \$0.00 |
| | Transportation | 0 | \$0.00 | \$0.00 |
| HALL | Childcare | 0 | \$0.00 | \$0.00 |
| | Incidentals | 0 | \$0.00 | \$0.00 |
| | Transportation | 0 | \$0.00 | \$0.00 |
| HANCOCK | Childcare | 0 | \$0.00 | \$0.00 |
| | Incidentals | 0 | \$0.00 | \$0.00 |
| | Transportation | 0 | \$0.00 | \$0.00 |
| HARALSON | Childcare | 0 | \$0.00 | \$0.00 |
| | Incidentals | 0 | \$0.00 | \$0.00 |
| | Transportation | 0 | \$0.00 | \$0.00 |
| HARRIS | Childcare | 0 | \$0.00 | \$0.00 |
| | Incidentals | 0 | \$0.00 | \$0.00 |
| | Transportation | 0 | \$0.00 | \$0.00 |

DIVERSIONARY ASSISTANCE TO PREVENT TANF RECEIPT

State Fiscal Year 2025

| County | Type of Assistance | Annual Clients | Annual Funds | Average Cost per Client |
|------------|--------------------|----------------|--------------|-------------------------|
| HART | Childcare | 0 | \$0.00 | \$0.00 |
| | Incidentals | 0 | \$0.00 | \$0.00 |
| | Transportation | 0 | \$0.00 | \$0.00 |
| HEARD | Childcare | 0 | \$0.00 | \$0.00 |
| | Incidentals | 0 | \$0.00 | \$0.00 |
| | Transportation | 0 | \$0.00 | \$0.00 |
| HENRY | Childcare | 0 | \$0.00 | \$0.00 |
| | Incidentals | 0 | \$0.00 | \$0.00 |
| | Transportation | 0 | \$0.00 | \$0.00 |
| HOUSTON | Childcare | 0 | \$0.00 | \$0.00 |
| | Incidentals | 0 | \$0.00 | \$0.00 |
| | Transportation | 0 | \$0.00 | \$0.00 |
| IRWIN | Childcare | 0 | \$0.00 | \$0.00 |
| | Incidentals | 0 | \$0.00 | \$0.00 |
| | Transportation | 0 | \$0.00 | \$0.00 |
| JACKSON | Childcare | 0 | \$0.00 | \$0.00 |
| | Incidentals | 0 | \$0.00 | \$0.00 |
| | Transportation | 0 | \$0.00 | \$0.00 |
| JASPER | Childcare | 0 | \$0.00 | \$0.00 |
| | Incidentals | 0 | \$0.00 | \$0.00 |
| | Transportation | 0 | \$0.00 | \$0.00 |
| JEFF DAVIS | Childcare | 0 | \$0.00 | \$0.00 |
| | Incidentals | 0 | \$0.00 | \$0.00 |
| | Transportation | 0 | \$0.00 | \$0.00 |
| JEFFERSON | Childcare | 0 | \$0.00 | \$0.00 |
| | Incidentals | 0 | \$0.00 | \$0.00 |
| | Transportation | 0 | \$0.00 | \$0.00 |
| JENKINS | Childcare | 0 | \$0.00 | \$0.00 |
| | Incidentals | 0 | \$0.00 | \$0.00 |
| | Transportation | 0 | \$0.00 | \$0.00 |
| JOHNSON | Childcare | 0 | \$0.00 | \$0.00 |
| | Incidentals | 0 | \$0.00 | \$0.00 |
| | Transportation | 0 | \$0.00 | \$0.00 |
| JONES | Childcare | 0 | \$0.00 | \$0.00 |
| | Incidentals | 0 | \$0.00 | \$0.00 |
| | Transportation | 0 | \$0.00 | \$0.00 |
| LAMAR | Childcare | 0 | \$0.00 | \$0.00 |
| | Incidentals | 0 | \$0.00 | \$0.00 |
| | Transportation | 0 | \$0.00 | \$0.00 |
| LANIER | Childcare | 0 | \$0.00 | \$0.00 |
| | Incidentals | 0 | \$0.00 | \$0.00 |
| | Transportation | 0 | \$0.00 | \$0.00 |
| LAURENS | Childcare | 0 | \$0.00 | \$0.00 |
| | Incidentals | 0 | \$0.00 | \$0.00 |
| | Transportation | 0 | \$0.00 | \$0.00 |
| LEE | Childcare | 0 | \$0.00 | \$0.00 |
| | Incidentals | 0 | \$0.00 | \$0.00 |
| | Transportation | 0 | \$0.00 | \$0.00 |
| LIBERTY | Childcare | 0 | \$0.00 | \$0.00 |
| | Incidentals | 0 | \$0.00 | \$0.00 |
| | Transportation | 0 | \$0.00 | \$0.00 |
| LINCOLN | Childcare | 0 | \$0.00 | \$0.00 |
| | Incidentals | 0 | \$0.00 | \$0.00 |
| | Transportation | 0 | \$0.00 | \$0.00 |

DIVERSIONARY ASSISTANCE TO PREVENT TANF RECEIPT

State Fiscal Year 2025

| County | Type of Assistance | Annual Clients | Annual Funds | Average Cost per Client |
|------------|--------------------|----------------|--------------|-------------------------|
| LONG | Childcare | 0 | \$0.00 | \$0.00 |
| | Incidentals | 0 | \$0.00 | \$0.00 |
| | Transportation | 0 | \$0.00 | \$0.00 |
| LOWNDES | Childcare | 0 | \$0.00 | \$0.00 |
| | Incidentals | 0 | \$0.00 | \$0.00 |
| | Transportation | 0 | \$0.00 | \$0.00 |
| LUMPKIN | Childcare | 0 | \$0.00 | \$0.00 |
| | Incidentals | 0 | \$0.00 | \$0.00 |
| | Transportation | 0 | \$0.00 | \$0.00 |
| MACON | Childcare | 0 | \$0.00 | \$0.00 |
| | Incidentals | 0 | \$0.00 | \$0.00 |
| | Transportation | 0 | \$0.00 | \$0.00 |
| MADISON | Childcare | 0 | \$0.00 | \$0.00 |
| | Incidentals | 0 | \$0.00 | \$0.00 |
| | Transportation | 0 | \$0.00 | \$0.00 |
| MARION | Childcare | 0 | \$0.00 | \$0.00 |
| | Incidentals | 0 | \$0.00 | \$0.00 |
| | Transportation | 0 | \$0.00 | \$0.00 |
| MCDUFFIE | Childcare | 0 | \$0.00 | \$0.00 |
| | Incidentals | 0 | \$0.00 | \$0.00 |
| | Transportation | 0 | \$0.00 | \$0.00 |
| MCINTOSH | Childcare | 0 | \$0.00 | \$0.00 |
| | Incidentals | 0 | \$0.00 | \$0.00 |
| | Transportation | 0 | \$0.00 | \$0.00 |
| MERIWETHER | Childcare | 0 | \$0.00 | \$0.00 |
| | Incidentals | 0 | \$0.00 | \$0.00 |
| | Transportation | 0 | \$0.00 | \$0.00 |
| MILLER | Childcare | 0 | \$0.00 | \$0.00 |
| | Incidentals | 0 | \$0.00 | \$0.00 |
| | Transportation | 0 | \$0.00 | \$0.00 |
| MITCHELL | Childcare | 0 | \$0.00 | \$0.00 |
| | Incidentals | 0 | \$0.00 | \$0.00 |
| | Transportation | 0 | \$0.00 | \$0.00 |
| MONROE | Childcare | 0 | \$0.00 | \$0.00 |
| | Incidentals | 0 | \$0.00 | \$0.00 |
| | Transportation | 0 | \$0.00 | \$0.00 |
| MONTGOMERY | Childcare | 0 | \$0.00 | \$0.00 |
| | Incidentals | 0 | \$0.00 | \$0.00 |
| | Transportation | 0 | \$0.00 | \$0.00 |
| MORGAN | Childcare | 0 | \$0.00 | \$0.00 |
| | Incidentals | 0 | \$0.00 | \$0.00 |
| | Transportation | 0 | \$0.00 | \$0.00 |
| MURRAY | Childcare | 0 | \$0.00 | \$0.00 |
| | Incidentals | 0 | \$0.00 | \$0.00 |
| | Transportation | 0 | \$0.00 | \$0.00 |
| MUSCOGEE | Childcare | 0 | \$0.00 | \$0.00 |
| | Incidentals | 0 | \$0.00 | \$0.00 |
| | Transportation | 0 | \$0.00 | \$0.00 |
| NEWTON | Childcare | 0 | \$0.00 | \$0.00 |
| | Incidentals | 0 | \$0.00 | \$0.00 |
| | Transportation | 0 | \$0.00 | \$0.00 |
| OCONEE | Childcare | 0 | \$0.00 | \$0.00 |
| | Incidentals | 0 | \$0.00 | \$0.00 |
| | Transportation | 0 | \$0.00 | \$0.00 |

DIVERSIONARY ASSISTANCE TO PREVENT TANF RECEIPT

State Fiscal Year 2025

| County | Type of Assistance | Annual Clients | Annual Funds | Average Cost per Client |
|------------|--------------------|----------------|--------------|-------------------------|
| OGLETHORPE | Childcare | 0 | \$0.00 | \$0.00 |
| | Incidentals | 0 | \$0.00 | \$0.00 |
| | Transportation | 0 | \$0.00 | \$0.00 |
| PAULDING | Childcare | 0 | \$0.00 | \$0.00 |
| | Incidentals | 0 | \$0.00 | \$0.00 |
| | Transportation | 0 | \$0.00 | \$0.00 |
| PEACH | Childcare | 0 | \$0.00 | \$0.00 |
| | Incidentals | 0 | \$0.00 | \$0.00 |
| | Transportation | 0 | \$0.00 | \$0.00 |
| PICKENS | Childcare | 0 | \$0.00 | \$0.00 |
| | Incidentals | 0 | \$0.00 | \$0.00 |
| | Transportation | 0 | \$0.00 | \$0.00 |
| PIERCE | Childcare | 0 | \$0.00 | \$0.00 |
| | Incidentals | 0 | \$0.00 | \$0.00 |
| | Transportation | 0 | \$0.00 | \$0.00 |
| PIKE | Childcare | 0 | \$0.00 | \$0.00 |
| | Incidentals | 0 | \$0.00 | \$0.00 |
| | Transportation | 0 | \$0.00 | \$0.00 |
| POLK | Childcare | 0 | \$0.00 | \$0.00 |
| | Incidentals | 0 | \$0.00 | \$0.00 |
| | Transportation | 0 | \$0.00 | \$0.00 |
| PULASKI | Childcare | 0 | \$0.00 | \$0.00 |
| | Incidentals | 0 | \$0.00 | \$0.00 |
| | Transportation | 0 | \$0.00 | \$0.00 |
| PUTNAM | Childcare | 0 | \$0.00 | \$0.00 |
| | Incidentals | 0 | \$0.00 | \$0.00 |
| | Transportation | 0 | \$0.00 | \$0.00 |
| QUITMAN | Childcare | 0 | \$0.00 | \$0.00 |
| | Incidentals | 0 | \$0.00 | \$0.00 |
| | Transportation | 0 | \$0.00 | \$0.00 |
| RABUN | Childcare | 0 | \$0.00 | \$0.00 |
| | Incidentals | 0 | \$0.00 | \$0.00 |
| | Transportation | 0 | \$0.00 | \$0.00 |
| RANDOLPH | Childcare | 0 | \$0.00 | \$0.00 |
| | Incidentals | 0 | \$0.00 | \$0.00 |
| | Transportation | 0 | \$0.00 | \$0.00 |
| RICHMOND | Childcare | 0 | \$0.00 | \$0.00 |
| | Incidentals | 0 | \$0.00 | \$0.00 |
| | Transportation | 0 | \$0.00 | \$0.00 |
| ROCKDALE | Childcare | 0 | \$0.00 | \$0.00 |
| | Incidentals | 0 | \$0.00 | \$0.00 |
| | Transportation | 0 | \$0.00 | \$0.00 |
| SCHLEY | Childcare | 0 | \$0.00 | \$0.00 |
| | Incidentals | 0 | \$0.00 | \$0.00 |
| | Transportation | 0 | \$0.00 | \$0.00 |
| SCREVEN | Childcare | 0 | \$0.00 | \$0.00 |
| | Incidentals | 0 | \$0.00 | \$0.00 |
| | Transportation | 0 | \$0.00 | \$0.00 |
| SEMINOLE | Childcare | 0 | \$0.00 | \$0.00 |
| | Incidentals | 0 | \$0.00 | \$0.00 |
| | Transportation | 0 | \$0.00 | \$0.00 |
| SPALDING | Childcare | 0 | \$0.00 | \$0.00 |
| | Incidentals | 0 | \$0.00 | \$0.00 |
| | Transportation | 0 | \$0.00 | \$0.00 |

DIVERSIONARY ASSISTANCE TO PREVENT TANF RECEIPT

State Fiscal Year 2025

| County | Type of Assistance | Annual Clients | Annual Funds | Average Cost per Client |
|------------|--------------------|----------------|--------------|-------------------------|
| STEPHENS | Childcare | 0 | \$0.00 | \$0.00 |
| | Incidentals | 0 | \$0.00 | \$0.00 |
| | Transportation | 0 | \$0.00 | \$0.00 |
| STEWART | Childcare | 0 | \$0.00 | \$0.00 |
| | Incidentals | 0 | \$0.00 | \$0.00 |
| | Transportation | 0 | \$0.00 | \$0.00 |
| SUMTER | Childcare | 0 | \$0.00 | \$0.00 |
| | Incidentals | 0 | \$0.00 | \$0.00 |
| | Transportation | 0 | \$0.00 | \$0.00 |
| TALBOT | Childcare | 0 | \$0.00 | \$0.00 |
| | Incidentals | 0 | \$0.00 | \$0.00 |
| | Transportation | 0 | \$0.00 | \$0.00 |
| TALIAFERRO | Childcare | 0 | \$0.00 | \$0.00 |
| | Incidentals | 0 | \$0.00 | \$0.00 |
| | Transportation | 0 | \$0.00 | \$0.00 |
| TATTNALL | Childcare | 0 | \$0.00 | \$0.00 |
| | Incidentals | 0 | \$0.00 | \$0.00 |
| | Transportation | 0 | \$0.00 | \$0.00 |
| TAYLOR | Childcare | 0 | \$0.00 | \$0.00 |
| | Incidentals | 0 | \$0.00 | \$0.00 |
| | Transportation | 0 | \$0.00 | \$0.00 |
| TELFAIR | Childcare | 0 | \$0.00 | \$0.00 |
| | Incidentals | 0 | \$0.00 | \$0.00 |
| | Transportation | 0 | \$0.00 | \$0.00 |
| TERRELL | Childcare | 0 | \$0.00 | \$0.00 |
| | Incidentals | 0 | \$0.00 | \$0.00 |
| | Transportation | 0 | \$0.00 | \$0.00 |
| THOMAS | Childcare | 0 | \$0.00 | \$0.00 |
| | Incidentals | 0 | \$0.00 | \$0.00 |
| | Transportation | 0 | \$0.00 | \$0.00 |
| TIFT | Childcare | 0 | \$0.00 | \$0.00 |
| | Incidentals | 0 | \$0.00 | \$0.00 |
| | Transportation | 0 | \$0.00 | \$0.00 |
| TOOMBS | Childcare | 0 | \$0.00 | \$0.00 |
| | Incidentals | 0 | \$0.00 | \$0.00 |
| | Transportation | 0 | \$0.00 | \$0.00 |
| TOWNS | Childcare | 0 | \$0.00 | \$0.00 |
| | Incidentals | 0 | \$0.00 | \$0.00 |
| | Transportation | 0 | \$0.00 | \$0.00 |
| TREUTLEN | Childcare | 0 | \$0.00 | \$0.00 |
| | Incidentals | 0 | \$0.00 | \$0.00 |
| | Transportation | 0 | \$0.00 | \$0.00 |
| TROUP | Childcare | 0 | \$0.00 | \$0.00 |
| | Incidentals | 0 | \$0.00 | \$0.00 |
| | Transportation | 0 | \$0.00 | \$0.00 |
| TURNER | Childcare | 0 | \$0.00 | \$0.00 |
| | Incidentals | 0 | \$0.00 | \$0.00 |
| | Transportation | 0 | \$0.00 | \$0.00 |
| TWIGGS | Childcare | 0 | \$0.00 | \$0.00 |
| | Incidentals | 0 | \$0.00 | \$0.00 |
| | Transportation | 0 | \$0.00 | \$0.00 |
| UNION | Childcare | 0 | \$0.00 | \$0.00 |
| | Incidentals | 0 | \$0.00 | \$0.00 |
| | Transportation | 0 | \$0.00 | \$0.00 |

DIVERSIONARY ASSISTANCE TO PREVENT TANF RECEIPT

State Fiscal Year 2025

| County | Type of Assistance | Annual Clients | Annual Funds | Average Cost per Client |
|--------------|-----------------------|----------------|-------------------|-------------------------|
| UPSON | Childcare | 0 | \$0.00 | \$0.00 |
| | Incidentals | 0 | \$0.00 | \$0.00 |
| | Transportation | 0 | \$0.00 | \$0.00 |
| WALKER | Childcare | 0 | \$0.00 | \$0.00 |
| | Incidentals | 0 | \$0.00 | \$0.00 |
| | Transportation | 0 | \$0.00 | \$0.00 |
| WALTON | Childcare | 0 | \$0.00 | \$0.00 |
| | Incidentals | 0 | \$0.00 | \$0.00 |
| | Transportation | 0 | \$0.00 | \$0.00 |
| WARE | Childcare | 0 | \$0.00 | \$0.00 |
| | Incidentals | 0 | \$0.00 | \$0.00 |
| | Transportation | 0 | \$0.00 | \$0.00 |
| WARREN | Childcare | 0 | \$0.00 | \$0.00 |
| | Incidentals | 0 | \$0.00 | \$0.00 |
| | Transportation | 0 | \$0.00 | \$0.00 |
| WASHINGTON | Childcare | 0 | \$0.00 | \$0.00 |
| | Incidentals | 0 | \$0.00 | \$0.00 |
| | Transportation | 0 | \$0.00 | \$0.00 |
| WAYNE | Childcare | 0 | \$0.00 | \$0.00 |
| | Incidentals | 0 | \$0.00 | \$0.00 |
| | Transportation | 0 | \$0.00 | \$0.00 |
| WEBSTER | Childcare | 0 | \$0.00 | \$0.00 |
| | Incidentals | 0 | \$0.00 | \$0.00 |
| | Transportation | 0 | \$0.00 | \$0.00 |
| WHEELER | Childcare | 0 | \$0.00 | \$0.00 |
| | Incidentals | 0 | \$0.00 | \$0.00 |
| | Transportation | 0 | \$0.00 | \$0.00 |
| WHITE | Childcare | 0 | \$0.00 | \$0.00 |
| | Incidentals | 0 | \$0.00 | \$0.00 |
| | Transportation | 0 | \$0.00 | \$0.00 |
| WHITFIELD | Childcare | 0 | \$0.00 | \$0.00 |
| | Incidentals | 0 | \$0.00 | \$0.00 |
| | Transportation | 0 | \$0.00 | \$0.00 |
| WILCOX | Childcare | 0 | \$0.00 | \$0.00 |
| | Incidentals | 0 | \$0.00 | \$0.00 |
| | Transportation | 0 | \$0.00 | \$0.00 |
| WILKES | Childcare | 0 | \$0.00 | \$0.00 |
| | Incidentals | 0 | \$0.00 | \$0.00 |
| | Transportation | 0 | \$0.00 | \$0.00 |
| WILKINSON | Childcare | 0 | \$0.00 | \$0.00 |
| | Incidentals | 0 | \$0.00 | \$0.00 |
| | Transportation | 0 | \$0.00 | \$0.00 |
| WORTH | Childcare | 0 | \$0.00 | \$0.00 |
| | Incidentals | 0 | \$0.00 | \$0.00 |
| | Transportation | 0 | \$0.00 | \$0.00 |
| TOTAL | Childcare | 0 | \$0.00 | \$0.00 |
| | Incidentals | 7 | \$6,815.00 | \$973.57 |
| | Transportation | 1 | \$25.00 | \$25.00 |

**F. The Number of Individuals
Excluded from the
Assistance Unit Due to a
Serious Felony Conviction**

**Number of Individuals Excluded from the Assistance Unit Due to a Serious Violent
Felony Conviction
State Fiscal Year 2025**

| County | Number Denied/ Closed | County | Number Denied/ Closed | County | Number Denied/ Closed | County | Number Denied/ Closed |
|---------------|--------------------------|------------|--------------------------|------------|--------------------------|--------------|--------------------------|
| APPLING | 0 | EFFINGHAM | 0 | MITCHELL | 0 | WAYNE | 1 |
| ATKINSON | 0 | ELBERT | 0 | MONROE | 0 | WEBSTER | 0 |
| BACON | 0 | EMANUEL | 0 | MONTGOMERY | 0 | WHEELER | 0 |
| BAKER | 0 | EVANS | 0 | MORGAN | 0 | WHITE | 0 |
| BALDWIN | 2 | FANNIN | 3 | MURRAY | 0 | WHITFIELD | 0 |
| BANKS | 0 | FAYETTE | 0 | MUSCOGEE | 2 | WILCOX | 0 |
| BARROW | 0 | FLOYD | 3 | NEWTON | 0 | WILKES | 0 |
| BARTOW | 0 | FORSYTH | 0 | OCONEE | 0 | WILKINSON | 0 |
| BEN HILL | 0 | FRANKLIN | 0 | OGLETHORPE | 0 | WORTH | 0 |
| BERRIEN | 0 | FULTON | 2 | PAULDING | 2 | TOTAL | 53 |
| BIBB | 0 | GILMER | 0 | PEACH | 0 | | |
| BLECKLEY | 0 | GLASCOCK | 0 | PICKENS | 0 | | |
| BRANTLEY | 2 | GLYNN | 0 | PIERCE | 0 | | |
| BROOKS | 0 | GORDON | 0 | PIKE | 0 | | |
| BRYAN | 1 | GRADY | 0 | POLK | 0 | | |
| BULLOCH | 1 | GREENE | 0 | PULASKI | 0 | | |
| BURKE | 1 | GWINNETT | 1 | PUTNAM | 0 | | |
| BUTTS | 0 | HABERSHAM | 0 | QUITMAN | 0 | | |
| CALHOUN | 0 | HALL | 1 | RABUN | 0 | | |
| CAMDEN | 1 | HANCOCK | 0 | RANDOLPH | 0 | | |
| CANDLER | 0 | HARALSON | 3 | RICHMOND | 3 | | |
| CARROLL | 0 | HARRIS | 0 | ROCKDALE | 0 | | |
| CATOOSA | 0 | HART | 0 | SCHLEY | 0 | | |
| CHARLTON | 0 | HEARD | 1 | SCREVEN | 0 | | |
| CHATHAM | 0 | HENRY | 1 | SEMINOLE | 0 | | |
| CHATTAHOOCHEE | 0 | HOUSTON | 0 | SPALDING | 0 | | |
| CHATTOOGA | 0 | IRWIN | 0 | STEPHENS | 1 | | |
| CHEROKEE | 0 | JACKSON | 0 | STEWART | 0 | | |
| CLARKE | 0 | JASPER | 0 | SUMTER | 0 | | |
| CLAY | 0 | JEFF DAVIS | 0 | TALBOT | 0 | | |
| CLAYTON | 1 | JEFFERSON | 0 | TALIAFERRO | 0 | | |
| CLINCH | 0 | JENKINS | 0 | TATTNALL | 0 | | |
| COBB | 0 | JOHNSON | 0 | TAYLOR | 0 | | |
| COFFEE | 2 | JONES | 0 | TELFAIR | 0 | | |
| COLQUITT | 0 | LAMAR | 0 | TERRELL | 0 | | |
| COLUMBIA | 3 | LANIER | 0 | THOMAS | 0 | | |
| COOK | 0 | LAURENS | 0 | TIFT | 0 | | |
| COWETA | 0 | LEE | 0 | TOOMBS | 0 | | |
| CRAWFORD | 0 | LIBERTY | 0 | TOWNS | 0 | | |
| CRISP | 0 | LINCOLN | 0 | TREUTLEN | 0 | | |
| DADE | 0 | LONG | 0 | TROUP | 1 | | |
| DAWSON | 0 | LOWNDES | 5 | TURNER | 0 | | |
| DECATUR | 0 | LUMPKIN | 0 | TWIGGS | 0 | | |
| DEKALB | 3 | MACON | 0 | UNION | 0 | | |
| DODGE | 0 | MADISON | 0 | UPSON | 0 | | |
| DOOLY | 0 | MARION | 0 | WALKER | 2 | | |
| DOUGHERTY | 0 | MCDUFFIE | 0 | WALTON | 1 | | |
| DOUGLAS | 3 | MCINTOSH | 0 | WARE | 0 | | |
| EARLY | 0 | MERIWETHER | 0 | WARREN | 0 | | |
| ECHOLS | 0 | MILLER | 0 | WASHINGTON | 0 | | |

**G. The Number of Mothers Under
19 Years of Age Who Received
Assistance and Their
Percentage of the Total TANF
Caseload**

**NUMBER OF MOTHERS UNDER 19 YEARS OF AGE
WHO RECEIVED ASSISTANCE AND THEIR PERCENTAGE OF
THE TOTAL TANF CASELOAD**

State Fiscal Year 2025

| County | Number of Teen Moms as of June 2025 (SFY 2025) | TANF Caseload as of June 2025 (SFY 2025) | Percentage of Total Caseload |
|---------------|---|---|---|
| APPLING | 0 | 17 | 0.0% |
| ATKINSON | 0 | 11 | 0.0% |
| BACON | 0 | 20 | 0.0% |
| BAKER | 0 | 1 | 0.0% |
| BALDWIN | 0 | 27 | 0.0% |
| BANKS | 0 | 9 | 0.0% |
| BARROW | 0 | 25 | 0.0% |
| BARTOW | 0 | 25 | 0.0% |
| BEN HILL | 0 | 17 | 0.0% |
| BERRIEN | 0 | 24 | 0.0% |
| BIBB | 0 | 188 | 0.0% |
| BLECKLEY | 0 | 10 | 0.0% |
| BRANTLEY | 0 | 42 | 0.0% |
| BROOKS | 0 | 17 | 0.0% |
| BRYAN | 0 | 7 | 0.0% |
| BULLOCH | 0 | 41 | 0.0% |
| BURKE | 0 | 27 | 0.0% |
| BUTTS | 0 | 15 | 0.0% |
| CALHOUN | 0 | 4 | 0.0% |
| CAMDEN | 0 | 23 | 0.0% |
| CANDLER | 0 | 9 | 0.0% |
| CARROLL | 0 | 63 | 0.0% |
| CATOOSA | 0 | 38 | 0.0% |
| CHARLTON | 0 | 6 | 0.0% |
| CHATHAM | 0 | 62 | 0.0% |
| CHATTAHOOCHEE | 0 | 1 | 0.0% |
| CHATTOOGA | 0 | 15 | 0.0% |
| CHEROKEE | 0 | 28 | 0.0% |
| CLARKE | 0 | 32 | 0.0% |
| CLAY | 0 | 5 | 0.0% |
| CLAYTON | 0 | 244 | 0.0% |
| CLINCH | 0 | 10 | 0.0% |
| COBB | 0 | 154 | 0.0% |
| COFFEE | 0 | 42 | 0.0% |
| COLQUITT | 0 | 63 | 0.0% |
| COLUMBIA | 0 | 39 | 0.0% |
| COOK | 0 | 21 | 0.0% |
| COWETA | 0 | 42 | 0.0% |
| CRAWFORD | 0 | 10 | 0.0% |
| CRISP | 0 | 10 | 0.0% |
| DADE | 0 | 10 | 0.0% |
| DAWSON | 0 | 7 | 0.0% |
| DECATUR | 0 | 31 | 0.0% |
| DEKALB | 0 | 384 | 0.0% |
| DODGE | 0 | 22 | 0.0% |
| DOOLY | 0 | 10 | 0.0% |
| DOUGHERTY | 1 | 142 | 0.7% |
| DOUGLAS | 0 | 65 | 0.0% |

**NUMBER OF MOTHERS UNDER 19 YEARS OF AGE
WHO RECEIVED ASSISTANCE AND THEIR PERCENTAGE OF
THE TOTAL TANF CASELOAD**

State Fiscal Year 2025

| County | Number of Teen Moms as of June 2025 (SFY 2025) | TANF Caseload as of June 2025 (SFY 2025) | Percentage of Total Caseload |
|---------------|---|---|-------------------------------------|
| EARLY | 0 | 16 | 0.0% |
| ECHOLS | 0 | 5 | 0.0% |
| EFFINGHAM | 0 | 15 | 0.0% |
| ELBERT | 0 | 11 | 0.0% |
| EMANUEL | 0 | 15 | 0.0% |
| EVANS | 0 | 9 | 0.0% |
| FANNIN | 0 | 11 | 0.0% |
| FAYETTE | 0 | 28 | 0.0% |
| FLOYD | 0 | 73 | 0.0% |
| FORSYTH | 0 | 18 | 0.0% |
| FRANKLIN | 0 | 21 | 0.0% |
| FULTON | 1 | 498 | 0.2% |
| GILMER | 0 | 9 | 0.0% |
| GLASCOCK | 0 | 5 | 0.0% |
| GLYNN | 0 | 54 | 0.0% |
| GORDON | 0 | 37 | 0.0% |
| GRADY | 0 | 23 | 0.0% |
| GREENE | 0 | 5 | 0.0% |
| GWINNETT | 0 | 173 | 0.0% |
| HABERSHAM | 0 | 12 | 0.0% |
| HALL | 0 | 48 | 0.0% |
| HANCOCK | 0 | 3 | 0.0% |
| HARALSON | 0 | 17 | 0.0% |
| HARRIS | 0 | 12 | 0.0% |
| HART | 0 | 15 | 0.0% |
| HEARD | 0 | 9 | 0.0% |
| HENRY | 0 | 135 | 0.0% |
| HOUSTON | 1 | 105 | 1.0% |
| IRWIN | 0 | 7 | 0.0% |
| JACKSON | 0 | 28 | 0.0% |
| JASPER | 0 | 6 | 0.0% |
| JEFF DAVIS | 0 | 19 | 0.0% |
| JEFFERSON | 0 | 13 | 0.0% |
| JENKINS | 0 | 13 | 0.0% |
| JOHNSON | 0 | 5 | 0.0% |
| JONES | 0 | 23 | 0.0% |
| LAMAR | 0 | 12 | 0.0% |
| LANIER | 0 | 11 | 0.0% |
| LAURENS | 0 | 28 | 0.0% |
| LEE | 0 | 23 | 0.0% |
| LIBERTY | 0 | 36 | 0.0% |
| LINCOLN | 0 | 8 | 0.0% |
| LONG | 0 | 5 | 0.0% |
| LOWNDES | 0 | 95 | 0.0% |
| LUMPKIN | 0 | 8 | 0.0% |
| MACON | 0 | 6 | 0.0% |
| MADISON | 0 | 21 | 0.0% |
| MARION | 0 | 8 | 0.0% |

**NUMBER OF MOTHERS UNDER 19 YEARS OF AGE
WHO RECEIVED ASSISTANCE AND THEIR PERCENTAGE OF
THE TOTAL TANF CASELOAD**

State Fiscal Year 2025

| County | Number of Teen Moms as of June 2025 (SFY 2025) | TANF Caseload as of June 2025 (SFY 2025) | Percentage of Total Caseload |
|---------------|---|---|---|
| MCDUFFIE | 0 | 23 | 0.0% |
| MCINTOSH | 0 | 7 | 0.0% |
| MERIWETHER | 0 | 12 | 0.0% |
| MILLER | 0 | 6 | 0.0% |
| MITCHELL | 0 | 33 | 0.0% |
| MONROE | 0 | 11 | 0.0% |
| MONTGOMERY | 0 | 5 | 0.0% |
| MORGAN | 0 | 11 | 0.0% |
| MURRAY | 0 | 27 | 0.0% |
| MUSCOGEE | 0 | 151 | 0.0% |
| NEWTON | 0 | 88 | 0.0% |
| OCONEE | 0 | 6 | 0.0% |
| OGLETHORPE | 0 | 15 | 0.0% |
| PAULDING | 0 | 59 | 0.0% |
| PEACH | 0 | 22 | 0.0% |
| PICKENS | 0 | 5 | 0.0% |
| PIERCE | 0 | 20 | 0.0% |
| PIKE | 0 | 10 | 0.0% |
| POLK | 0 | 25 | 0.0% |
| PULASKI | 0 | 7 | 0.0% |
| PUTNAM | 0 | 11 | 0.0% |
| QUITMAN | 0 | 0 | |
| RABUN | 0 | 3 | 0.0% |
| RANDOLPH | 0 | 17 | 0.0% |
| RICHMOND | 0 | 173 | 0.0% |
| ROCKDALE | 0 | 45 | 0.0% |
| SCHLEY | 0 | 5 | 0.0% |
| SCREVEN | 0 | 18 | 0.0% |
| SEMINOLE | 0 | 10 | 0.0% |
| SPALDING | 0 | 74 | 0.0% |
| STEPHENS | 0 | 23 | 0.0% |
| STEWART | 0 | 3 | 0.0% |
| SUMTER | 0 | 14 | 0.0% |
| TALBOT | 0 | 7 | 0.0% |
| TALIAFERRO | 0 | 0 | |
| TATTNALL | 0 | 22 | 0.0% |
| TAYLOR | 0 | 7 | 0.0% |
| TELFAIR | 0 | 14 | 0.0% |
| TERRELL | 0 | 10 | 0.0% |
| THOMAS | 0 | 47 | 0.0% |
| TIFT | 0 | 43 | 0.0% |
| TOOMBS | 0 | 28 | 0.0% |
| TOWNS | 0 | 5 | 0.0% |
| TREUTLEN | 0 | 4 | 0.0% |
| TROUP | 0 | 41 | 0.0% |
| TURNER | 0 | 6 | 0.0% |
| TWIGGS | 0 | 7 | 0.0% |
| UNION | 0 | 6 | 0.0% |

**NUMBER OF MOTHERS UNDER 19 YEARS OF AGE
WHO RECEIVED ASSISTANCE AND THEIR PERCENTAGE OF
THE TOTAL TANF CASELOAD**

State Fiscal Year 2025

| County | Number of Teen Moms as of June 2025 (SFY 2025) | TANF Caseload as of June 2025 (SFY 2025) | Percentage of Total Caseload |
|---------------|---|---|---|
| UPSON | 0 | 19 | 0.0% |
| WALKER | 0 | 42 | 0.0% |
| WALTON | 0 | 38 | 0.0% |
| WARE | 0 | 56 | 0.0% |
| WARREN | 0 | 6 | 0.0% |
| WASHINGTON | 0 | 14 | 0.0% |
| WAYNE | 0 | 28 | 0.0% |
| WEBSTER | 0 | 0 | 0.0% |
| WHEELER | 0 | 4 | 0.0% |
| WHITE | 0 | 6 | 0.0% |
| WHITFIELD | 0 | 47 | 0.0% |
| WILCOX | 0 | 8 | 0.0% |
| WILKES | 0 | 4 | 0.0% |
| WILKINSON | 0 | 9 | 0.0% |
| WORTH | 0 | 19 | 0.0% |
| TOTAL | 3 | 5,358 | 0.1% |

**H. The Number of Children
Receiving Subsidized
Childcare and the Total
Average Recipient Cost of
Childcare Provided to TANF
Recipients**

SUBSIDIZED CHILDCARE

Annual Expenditures
State Fiscal Year 2025

| County | Type of Assistance | Annual Clients | Annual Funds | Average Cost per Client |
|----------|--------------------|----------------|--------------|-------------------------|
| APPLING | Applicant Services | 0 | \$0.00 | \$0.00 |
| | Pre-K | 0 | \$0.00 | \$0.00 |
| | TANF | 0 | \$0.00 | \$0.00 |
| | Transitional | 0 | \$0.00 | \$0.00 |
| ATKINSON | Applicant Services | 0 | \$0.00 | \$0.00 |
| | Pre-K | 0 | \$0.00 | \$0.00 |
| | TANF | 0 | \$0.00 | \$0.00 |
| | Transitional | 0 | \$0.00 | \$0.00 |
| BACON | Applicant Services | 0 | \$0.00 | \$0.00 |
| | Pre-K | 0 | \$0.00 | \$0.00 |
| | TANF | 0 | \$0.00 | \$0.00 |
| | Transitional | 0 | \$0.00 | \$0.00 |
| BAKER | Applicant Services | 0 | \$0.00 | \$0.00 |
| | Pre-K | 0 | \$0.00 | \$0.00 |
| | TANF | 0 | \$0.00 | \$0.00 |
| | Transitional | 0 | \$0.00 | \$0.00 |
| BALDWIN | Applicant Services | 0 | \$0.00 | \$0.00 |
| | Pre-K | 0 | \$0.00 | \$0.00 |
| | TANF | 0 | \$0.00 | \$0.00 |
| | Transitional | 0 | \$0.00 | \$0.00 |
| BANKS | Applicant Services | 0 | \$0.00 | \$0.00 |
| | Pre-K | 0 | \$0.00 | \$0.00 |
| | TANF | 0 | \$0.00 | \$0.00 |
| | Transitional | 0 | \$0.00 | \$0.00 |
| BARROW | Applicant Services | 0 | \$0.00 | \$0.00 |
| | Pre-K | 0 | \$0.00 | \$0.00 |
| | TANF | 0 | \$0.00 | \$0.00 |
| | Transitional | 0 | \$0.00 | \$0.00 |
| BARTOW | Applicant Services | 0 | \$0.00 | \$0.00 |
| | Pre-K | 0 | \$0.00 | \$0.00 |
| | TANF | 0 | \$0.00 | \$0.00 |
| | Transitional | 0 | \$0.00 | \$0.00 |
| BEN HILL | Applicant Services | 0 | \$0.00 | \$0.00 |
| | Pre-K | 0 | \$0.00 | \$0.00 |
| | TANF | 0 | \$0.00 | \$0.00 |
| | Transitional | 0 | \$0.00 | \$0.00 |
| BERRIEN | Applicant Services | 0 | \$0.00 | \$0.00 |
| | Pre-K | 0 | \$0.00 | \$0.00 |
| | TANF | 0 | \$0.00 | \$0.00 |
| | Transitional | 0 | \$0.00 | \$0.00 |
| BIBB | Applicant Services | 0 | \$0.00 | \$0.00 |
| | Pre-K | 0 | \$0.00 | \$0.00 |
| | TANF | 0 | \$0.00 | \$0.00 |
| | Transitional | 0 | \$0.00 | \$0.00 |
| BLECKLEY | Applicant Services | 0 | \$0.00 | \$0.00 |
| | Pre-K | 0 | \$0.00 | \$0.00 |
| | TANF | 0 | \$0.00 | \$0.00 |
| | Transitional | 0 | \$0.00 | \$0.00 |
| BRANTLEY | Applicant Services | 0 | \$0.00 | \$0.00 |
| | Pre-K | 0 | \$0.00 | \$0.00 |
| | TANF | 0 | \$0.00 | \$0.00 |
| | Transitional | 0 | \$0.00 | \$0.00 |

SUBSIDIZED CHILDCARE

Annual Expenditures
State Fiscal Year 2025

| County | Type of Assistance | Annual Clients | Annual Funds | Average Cost per Client |
|---------------|--------------------|----------------|--------------|-------------------------|
| BROOKS | Applicant Services | 0 | \$0.00 | \$0.00 |
| | Pre-K | 0 | \$0.00 | \$0.00 |
| | TANF | 0 | \$0.00 | \$0.00 |
| | Transitional | 0 | \$0.00 | \$0.00 |
| BRYAN | Applicant Services | 0 | \$0.00 | \$0.00 |
| | Pre-K | 0 | \$0.00 | \$0.00 |
| | TANF | 0 | \$0.00 | \$0.00 |
| | Transitional | 0 | \$0.00 | \$0.00 |
| BULLOCH | Applicant Services | 0 | \$0.00 | \$0.00 |
| | Pre-K | 0 | \$0.00 | \$0.00 |
| | TANF | 0 | \$0.00 | \$0.00 |
| | Transitional | 0 | \$0.00 | \$0.00 |
| BURKE | Applicant Services | 0 | \$0.00 | \$0.00 |
| | Pre-K | 0 | \$0.00 | \$0.00 |
| | TANF | 0 | \$0.00 | \$0.00 |
| | Transitional | 0 | \$0.00 | \$0.00 |
| BUTTS | Applicant Services | 0 | \$0.00 | \$0.00 |
| | Pre-K | 0 | \$0.00 | \$0.00 |
| | TANF | 0 | \$0.00 | \$0.00 |
| | Transitional | 0 | \$0.00 | \$0.00 |
| CALHOUN | Applicant Services | 0 | \$0.00 | \$0.00 |
| | Pre-K | 0 | \$0.00 | \$0.00 |
| | TANF | 0 | \$0.00 | \$0.00 |
| | Transitional | 0 | \$0.00 | \$0.00 |
| CAMDEN | Applicant Services | 0 | \$0.00 | \$0.00 |
| | Pre-K | 0 | \$0.00 | \$0.00 |
| | TANF | 0 | \$0.00 | \$0.00 |
| | Transitional | 0 | \$0.00 | \$0.00 |
| CANDLER | Applicant Services | 0 | \$0.00 | \$0.00 |
| | Pre-K | 0 | \$0.00 | \$0.00 |
| | TANF | 0 | \$0.00 | \$0.00 |
| | Transitional | 0 | \$0.00 | \$0.00 |
| CARROLL | Applicant Services | 0 | \$0.00 | \$0.00 |
| | Pre-K | 0 | \$0.00 | \$0.00 |
| | TANF | 0 | \$0.00 | \$0.00 |
| | Transitional | 0 | \$0.00 | \$0.00 |
| CATOOSA | Applicant Services | 0 | \$0.00 | \$0.00 |
| | Pre-K | 0 | \$0.00 | \$0.00 |
| | TANF | 0 | \$0.00 | \$0.00 |
| | Transitional | 0 | \$0.00 | \$0.00 |
| CHARLTON | Applicant Services | 0 | \$0.00 | \$0.00 |
| | Pre-K | 0 | \$0.00 | \$0.00 |
| | TANF | 0 | \$0.00 | \$0.00 |
| | Transitional | 0 | \$0.00 | \$0.00 |
| CHATHAM | Applicant Services | 0 | \$0.00 | \$0.00 |
| | Pre-K | 0 | \$0.00 | \$0.00 |
| | TANF | 0 | \$0.00 | \$0.00 |
| | Transitional | 0 | \$0.00 | \$0.00 |
| CHATTAHOOCHEE | Applicant Services | 0 | \$0.00 | \$0.00 |
| | Pre-K | 0 | \$0.00 | \$0.00 |
| | TANF | 0 | \$0.00 | \$0.00 |
| | Transitional | 0 | \$0.00 | \$0.00 |

SUBSIDIZED CHILDCARE

Annual Expenditures
State Fiscal Year 2025

| County | Type of Assistance | Annual Clients | Annual Funds | Average Cost per Client |
|-----------|--------------------|----------------|--------------|-------------------------|
| CHATTOOGA | Applicant Services | 0 | \$0.00 | \$0.00 |
| | Pre-K | 0 | \$0.00 | \$0.00 |
| | TANF | 0 | \$0.00 | \$0.00 |
| | Transitional | 0 | \$0.00 | \$0.00 |
| CHEROKEE | Applicant Services | 0 | \$0.00 | \$0.00 |
| | Pre-K | 0 | \$0.00 | \$0.00 |
| | TANF | 4 | \$196.00 | \$49.00 |
| | Transitional | 0 | \$0.00 | \$0.00 |
| CLARKE | Applicant Services | 0 | \$0.00 | \$0.00 |
| | Pre-K | 0 | \$0.00 | \$0.00 |
| | TANF | 0 | \$0.00 | \$0.00 |
| | Transitional | 0 | \$0.00 | \$0.00 |
| CLAY | Applicant Services | 0 | \$0.00 | \$0.00 |
| | Pre-K | 0 | \$0.00 | \$0.00 |
| | TANF | 0 | \$0.00 | \$0.00 |
| | Transitional | 0 | \$0.00 | \$0.00 |
| CLAYTON | Applicant Services | 0 | \$0.00 | \$0.00 |
| | Pre-K | 0 | \$0.00 | \$0.00 |
| | TANF | 7 | \$624.00 | \$89.14 |
| | Transitional | 0 | \$0.00 | \$0.00 |
| CLINCH | Applicant Services | 0 | \$0.00 | \$0.00 |
| | Pre-K | 0 | \$0.00 | \$0.00 |
| | TANF | 0 | \$0.00 | \$0.00 |
| | Transitional | 0 | \$0.00 | \$0.00 |
| COBB | Applicant Services | 0 | \$0.00 | \$0.00 |
| | Pre-K | 0 | \$0.00 | \$0.00 |
| | TANF | 36 | \$6,999.00 | \$194.42 |
| | Transitional | 0 | \$0.00 | \$0.00 |
| COFFEE | Applicant Services | 0 | \$0.00 | \$0.00 |
| | Pre-K | 0 | \$0.00 | \$0.00 |
| | TANF | 0 | \$0.00 | \$0.00 |
| | Transitional | 0 | \$0.00 | \$0.00 |
| COLQUITT | Applicant Services | 0 | \$0.00 | \$0.00 |
| | Pre-K | 0 | \$0.00 | \$0.00 |
| | TANF | 0 | \$0.00 | \$0.00 |
| | Transitional | 0 | \$0.00 | \$0.00 |
| COLUMBIA | Applicant Services | 0 | \$0.00 | \$0.00 |
| | Pre-K | 0 | \$0.00 | \$0.00 |
| | TANF | 0 | \$0.00 | \$0.00 |
| | Transitional | 0 | \$0.00 | \$0.00 |
| COOK | Applicant Services | 0 | \$0.00 | \$0.00 |
| | Pre-K | 0 | \$0.00 | \$0.00 |
| | TANF | 0 | \$0.00 | \$0.00 |
| | Transitional | 0 | \$0.00 | \$0.00 |
| COWETA | Applicant Services | 0 | \$0.00 | \$0.00 |
| | Pre-K | 0 | \$0.00 | \$0.00 |
| | TANF | 0 | \$0.00 | \$0.00 |
| | Transitional | 0 | \$0.00 | \$0.00 |
| CRAWFORD | Applicant Services | 0 | \$0.00 | \$0.00 |
| | Pre-K | 0 | \$0.00 | \$0.00 |
| | TANF | 0 | \$0.00 | \$0.00 |
| | Transitional | 0 | \$0.00 | \$0.00 |

SUBSIDIZED CHILDCARE

Annual Expenditures
State Fiscal Year 2025

| County | Type of Assistance | Annual Clients | Annual Funds | Average Cost per Client |
|-----------|--------------------|----------------|--------------|-------------------------|
| CRISP | Applicant Services | 0 | \$0.00 | \$0.00 |
| | Pre-K | 0 | \$0.00 | \$0.00 |
| | TANF | 0 | \$0.00 | \$0.00 |
| | Transitional | 0 | \$0.00 | \$0.00 |
| DADE | Applicant Services | 0 | \$0.00 | \$0.00 |
| | Pre-K | 0 | \$0.00 | \$0.00 |
| | TANF | 0 | \$0.00 | \$0.00 |
| | Transitional | 0 | \$0.00 | \$0.00 |
| DAWSON | Applicant Services | 0 | \$0.00 | \$0.00 |
| | Pre-K | 0 | \$0.00 | \$0.00 |
| | TANF | 0 | \$0.00 | \$0.00 |
| | Transitional | 0 | \$0.00 | \$0.00 |
| DECATUR | Applicant Services | 0 | \$0.00 | \$0.00 |
| | Pre-K | 0 | \$0.00 | \$0.00 |
| | TANF | 0 | \$0.00 | \$0.00 |
| | Transitional | 0 | \$0.00 | \$0.00 |
| DEKALB | Applicant Services | 0 | \$0.00 | \$0.00 |
| | Pre-K | 0 | \$0.00 | \$0.00 |
| | TANF | 56 | \$44,539.07 | \$795.34 |
| | Transitional | 0 | \$0.00 | \$0.00 |
| DODGE | Applicant Services | 0 | \$0.00 | \$0.00 |
| | Pre-K | 0 | \$0.00 | \$0.00 |
| | TANF | 0 | \$0.00 | \$0.00 |
| | Transitional | 0 | \$0.00 | \$0.00 |
| DOOLY | Applicant Services | 0 | \$0.00 | \$0.00 |
| | Pre-K | 0 | \$0.00 | \$0.00 |
| | TANF | 0 | \$0.00 | \$0.00 |
| | Transitional | 0 | \$0.00 | \$0.00 |
| DOUGHERTY | Applicant Services | 0 | \$0.00 | \$0.00 |
| | Pre-K | 0 | \$0.00 | \$0.00 |
| | TANF | 0 | \$0.00 | \$0.00 |
| | Transitional | 0 | \$0.00 | \$0.00 |
| DOUGLAS | Applicant Services | 0 | \$0.00 | \$0.00 |
| | Pre-K | 0 | \$0.00 | \$0.00 |
| | TANF | 5 | \$469.00 | \$93.80 |
| | Transitional | 0 | \$0.00 | \$0.00 |
| EARLY | Applicant Services | 0 | \$0.00 | \$0.00 |
| | Pre-K | 0 | \$0.00 | \$0.00 |
| | TANF | 0 | \$0.00 | \$0.00 |
| | Transitional | 0 | \$0.00 | \$0.00 |
| ECHOLS | Applicant Services | 0 | \$0.00 | \$0.00 |
| | Pre-K | 0 | \$0.00 | \$0.00 |
| | TANF | 0 | \$0.00 | \$0.00 |
| | Transitional | 0 | \$0.00 | \$0.00 |
| EFFINGHAM | Applicant Services | 0 | \$0.00 | \$0.00 |
| | Pre-K | 0 | \$0.00 | \$0.00 |
| | TANF | 1 | \$168.00 | \$168.00 |
| | Transitional | 0 | \$0.00 | \$0.00 |
| ELBERT | Applicant Services | 0 | \$0.00 | \$0.00 |
| | Pre-K | 0 | \$0.00 | \$0.00 |
| | TANF | 0 | \$0.00 | \$0.00 |
| | Transitional | 0 | \$0.00 | \$0.00 |

SUBSIDIZED CHILDCARE

Annual Expenditures
State Fiscal Year 2025

| County | Type of Assistance | Annual Clients | Annual Funds | Average Cost per Client |
|----------|--------------------|----------------|--------------|-------------------------|
| EMANUEL | Applicant Services | 0 | \$0.00 | \$0.00 |
| | Pre-K | 0 | \$0.00 | \$0.00 |
| | TANF | 0 | \$0.00 | \$0.00 |
| | Transitional | 0 | \$0.00 | \$0.00 |
| EVANS | Applicant Services | 0 | \$0.00 | \$0.00 |
| | Pre-K | 0 | \$0.00 | \$0.00 |
| | TANF | 0 | \$0.00 | \$0.00 |
| | Transitional | 0 | \$0.00 | \$0.00 |
| FANNIN | Applicant Services | 0 | \$0.00 | \$0.00 |
| | Pre-K | 0 | \$0.00 | \$0.00 |
| | TANF | 0 | \$0.00 | \$0.00 |
| | Transitional | 0 | \$0.00 | \$0.00 |
| FAYETTE | Applicant Services | 0 | \$0.00 | \$0.00 |
| | Pre-K | 0 | \$0.00 | \$0.00 |
| | TANF | 0 | \$0.00 | \$0.00 |
| | Transitional | 0 | \$0.00 | \$0.00 |
| FLOYD | Applicant Services | 0 | \$0.00 | \$0.00 |
| | Pre-K | 0 | \$0.00 | \$0.00 |
| | TANF | 0 | \$0.00 | \$0.00 |
| | Transitional | 0 | \$0.00 | \$0.00 |
| FORSYTH | Applicant Services | 0 | \$0.00 | \$0.00 |
| | Pre-K | 0 | \$0.00 | \$0.00 |
| | TANF | 0 | \$0.00 | \$0.00 |
| | Transitional | 0 | \$0.00 | \$0.00 |
| FRANKLIN | Applicant Services | 0 | \$0.00 | \$0.00 |
| | Pre-K | 0 | \$0.00 | \$0.00 |
| | TANF | 0 | \$0.00 | \$0.00 |
| | Transitional | 0 | \$0.00 | \$0.00 |
| FULTON | Applicant Services | 0 | \$0.00 | \$0.00 |
| | Pre-K | 0 | \$0.00 | \$0.00 |
| | TANF | 47 | \$21,983.42 | \$467.73 |
| | Transitional | 0 | \$0.00 | \$0.00 |
| GILMER | Applicant Services | 0 | \$0.00 | \$0.00 |
| | Pre-K | 0 | \$0.00 | \$0.00 |
| | TANF | 0 | \$0.00 | \$0.00 |
| | Transitional | 0 | \$0.00 | \$0.00 |
| GLASCOCK | Applicant Services | 0 | \$0.00 | \$0.00 |
| | Pre-K | 0 | \$0.00 | \$0.00 |
| | TANF | 0 | \$0.00 | \$0.00 |
| | Transitional | 0 | \$0.00 | \$0.00 |
| GLYNN | Applicant Services | 0 | \$0.00 | \$0.00 |
| | Pre-K | 0 | \$0.00 | \$0.00 |
| | TANF | 0 | \$0.00 | \$0.00 |
| | Transitional | 0 | \$0.00 | \$0.00 |
| GORDON | Applicant Services | 0 | \$0.00 | \$0.00 |
| | Pre-K | 0 | \$0.00 | \$0.00 |
| | TANF | 0 | \$0.00 | \$0.00 |
| | Transitional | 0 | \$0.00 | \$0.00 |
| GRADY | Applicant Services | 0 | \$0.00 | \$0.00 |
| | Pre-K | 0 | \$0.00 | \$0.00 |
| | TANF | 0 | \$0.00 | \$0.00 |
| | Transitional | 0 | \$0.00 | \$0.00 |

SUBSIDIZED CHILDCARE

Annual Expenditures
State Fiscal Year 2025

| County | Type of Assistance | Annual Clients | Annual Funds | Average Cost per Client |
|-----------|--------------------|----------------|--------------|-------------------------|
| GREENE | Applicant Services | 0 | \$0.00 | \$0.00 |
| | Pre-K | 0 | \$0.00 | \$0.00 |
| | TANF | 0 | \$0.00 | \$0.00 |
| | Transitional | 0 | \$0.00 | \$0.00 |
| GWINNETT | Applicant Services | 0 | \$0.00 | \$0.00 |
| | Pre-K | 0 | \$0.00 | \$0.00 |
| | TANF | 3 | \$1,759.00 | \$586.33 |
| | Transitional | 0 | \$0.00 | \$0.00 |
| HABERSHAM | Applicant Services | 0 | \$0.00 | \$0.00 |
| | Pre-K | 0 | \$0.00 | \$0.00 |
| | TANF | 0 | \$0.00 | \$0.00 |
| | Transitional | 0 | \$0.00 | \$0.00 |
| HALL | Applicant Services | 0 | \$0.00 | \$0.00 |
| | Pre-K | 0 | \$0.00 | \$0.00 |
| | TANF | 0 | \$0.00 | \$0.00 |
| | Transitional | 0 | \$0.00 | \$0.00 |
| HANCOCK | Applicant Services | 0 | \$0.00 | \$0.00 |
| | Pre-K | 0 | \$0.00 | \$0.00 |
| | TANF | 0 | \$0.00 | \$0.00 |
| | Transitional | 0 | \$0.00 | \$0.00 |
| HARALSON | Applicant Services | 0 | \$0.00 | \$0.00 |
| | Pre-K | 0 | \$0.00 | \$0.00 |
| | TANF | 0 | \$0.00 | \$0.00 |
| | Transitional | 0 | \$0.00 | \$0.00 |
| HARRIS | Applicant Services | 0 | \$0.00 | \$0.00 |
| | Pre-K | 0 | \$0.00 | \$0.00 |
| | TANF | 5 | \$182.00 | \$36.40 |
| | Transitional | 0 | \$0.00 | \$0.00 |
| HART | Applicant Services | 0 | \$0.00 | \$0.00 |
| | Pre-K | 0 | \$0.00 | \$0.00 |
| | TANF | 0 | \$0.00 | \$0.00 |
| | Transitional | 0 | \$0.00 | \$0.00 |
| HEARD | Applicant Services | 0 | \$0.00 | \$0.00 |
| | Pre-K | 0 | \$0.00 | \$0.00 |
| | TANF | 0 | \$0.00 | \$0.00 |
| | Transitional | 0 | \$0.00 | \$0.00 |
| HENRY | Applicant Services | 0 | \$0.00 | \$0.00 |
| | Pre-K | 0 | \$0.00 | \$0.00 |
| | TANF | 1 | \$140.00 | \$140.00 |
| | Transitional | 0 | \$0.00 | \$0.00 |
| HOUSTON | Applicant Services | 0 | \$0.00 | \$0.00 |
| | Pre-K | 0 | \$0.00 | \$0.00 |
| | TANF | 0 | \$0.00 | \$0.00 |
| | Transitional | 0 | \$0.00 | \$0.00 |
| IRWIN | Applicant Services | 0 | \$0.00 | \$0.00 |
| | Pre-K | 0 | \$0.00 | \$0.00 |
| | TANF | 0 | \$0.00 | \$0.00 |
| | Transitional | 0 | \$0.00 | \$0.00 |
| JACKSON | Applicant Services | 0 | \$0.00 | \$0.00 |
| | Pre-K | 0 | \$0.00 | \$0.00 |
| | TANF | 0 | \$0.00 | \$0.00 |
| | Transitional | 0 | \$0.00 | \$0.00 |

SUBSIDIZED CHILDCARE

Annual Expenditures
State Fiscal Year 2025

| County | Type of Assistance | Annual Clients | Annual Funds | Average Cost per Client |
|------------|--------------------|----------------|--------------|-------------------------|
| JASPER | Applicant Services | 0 | \$0.00 | \$0.00 |
| | Pre-K | 0 | \$0.00 | \$0.00 |
| | TANF | 0 | \$0.00 | \$0.00 |
| | Transitional | 0 | \$0.00 | \$0.00 |
| JEFF DAVIS | Applicant Services | 0 | \$0.00 | \$0.00 |
| | Pre-K | 0 | \$0.00 | \$0.00 |
| | TANF | 0 | \$0.00 | \$0.00 |
| | Transitional | 0 | \$0.00 | \$0.00 |
| JEFFERSON | Applicant Services | 0 | \$0.00 | \$0.00 |
| | Pre-K | 0 | \$0.00 | \$0.00 |
| | TANF | 0 | \$0.00 | \$0.00 |
| | Transitional | 0 | \$0.00 | \$0.00 |
| JENKINS | Applicant Services | 0 | \$0.00 | \$0.00 |
| | Pre-K | 0 | \$0.00 | \$0.00 |
| | TANF | 0 | \$0.00 | \$0.00 |
| | Transitional | 0 | \$0.00 | \$0.00 |
| JOHNSON | Applicant Services | 0 | \$0.00 | \$0.00 |
| | Pre-K | 0 | \$0.00 | \$0.00 |
| | TANF | 0 | \$0.00 | \$0.00 |
| | Transitional | 0 | \$0.00 | \$0.00 |
| JONES | Applicant Services | 0 | \$0.00 | \$0.00 |
| | Pre-K | 0 | \$0.00 | \$0.00 |
| | TANF | 0 | \$0.00 | \$0.00 |
| | Transitional | 0 | \$0.00 | \$0.00 |
| LAMAR | Applicant Services | 0 | \$0.00 | \$0.00 |
| | Pre-K | 0 | \$0.00 | \$0.00 |
| | TANF | 0 | \$0.00 | \$0.00 |
| | Transitional | 0 | \$0.00 | \$0.00 |
| LANIER | Applicant Services | 0 | \$0.00 | \$0.00 |
| | Pre-K | 0 | \$0.00 | \$0.00 |
| | TANF | 0 | \$0.00 | \$0.00 |
| | Transitional | 0 | \$0.00 | \$0.00 |
| LAURENS | Applicant Services | 0 | \$0.00 | \$0.00 |
| | Pre-K | 0 | \$0.00 | \$0.00 |
| | TANF | 2 | \$500.00 | \$250.00 |
| | Transitional | 0 | \$0.00 | \$0.00 |
| LEE | Applicant Services | 0 | \$0.00 | \$0.00 |
| | Pre-K | 0 | \$0.00 | \$0.00 |
| | TANF | 0 | \$0.00 | \$0.00 |
| | Transitional | 0 | \$0.00 | \$0.00 |
| LIBERTY | Applicant Services | 0 | \$0.00 | \$0.00 |
| | Pre-K | 0 | \$0.00 | \$0.00 |
| | TANF | 2 | \$259.00 | \$129.50 |
| | Transitional | 0 | \$0.00 | \$0.00 |
| LINCOLN | Applicant Services | 0 | \$0.00 | \$0.00 |
| | Pre-K | 0 | \$0.00 | \$0.00 |
| | TANF | 0 | \$0.00 | \$0.00 |
| | Transitional | 0 | \$0.00 | \$0.00 |
| LONG | Applicant Services | 0 | \$0.00 | \$0.00 |
| | Pre-K | 0 | \$0.00 | \$0.00 |
| | TANF | 0 | \$0.00 | \$0.00 |
| | Transitional | 0 | \$0.00 | \$0.00 |

SUBSIDIZED CHILDCARE

Annual Expenditures
State Fiscal Year 2025

| County | Type of Assistance | Annual Clients | Annual Funds | Average Cost per Client |
|------------|--------------------|----------------|--------------|-------------------------|
| LOWNDES | Applicant Services | 0 | \$0.00 | \$0.00 |
| | Pre-K | 0 | \$0.00 | \$0.00 |
| | TANF | 0 | \$0.00 | \$0.00 |
| | Transitional | 0 | \$0.00 | \$0.00 |
| LUMPKIN | Applicant Services | 0 | \$0.00 | \$0.00 |
| | Pre-K | 0 | \$0.00 | \$0.00 |
| | TANF | 0 | \$0.00 | \$0.00 |
| | Transitional | 0 | \$0.00 | \$0.00 |
| MACON | Applicant Services | 0 | \$0.00 | \$0.00 |
| | Pre-K | 0 | \$0.00 | \$0.00 |
| | TANF | 0 | \$0.00 | \$0.00 |
| | Transitional | 0 | \$0.00 | \$0.00 |
| MADISON | Applicant Services | 0 | \$0.00 | \$0.00 |
| | Pre-K | 0 | \$0.00 | \$0.00 |
| | TANF | 0 | \$0.00 | \$0.00 |
| | Transitional | 0 | \$0.00 | \$0.00 |
| MARION | Applicant Services | 0 | \$0.00 | \$0.00 |
| | Pre-K | 0 | \$0.00 | \$0.00 |
| | TANF | 0 | \$0.00 | \$0.00 |
| | Transitional | 0 | \$0.00 | \$0.00 |
| MCDUFFIE | Applicant Services | 0 | \$0.00 | \$0.00 |
| | Pre-K | 0 | \$0.00 | \$0.00 |
| | TANF | 0 | \$0.00 | \$0.00 |
| | Transitional | 0 | \$0.00 | \$0.00 |
| MCINTOSH | Applicant Services | 0 | \$0.00 | \$0.00 |
| | Pre-K | 0 | \$0.00 | \$0.00 |
| | TANF | 0 | \$0.00 | \$0.00 |
| | Transitional | 0 | \$0.00 | \$0.00 |
| MERIWETHER | Applicant Services | 0 | \$0.00 | \$0.00 |
| | Pre-K | 0 | \$0.00 | \$0.00 |
| | TANF | 0 | \$0.00 | \$0.00 |
| | Transitional | 0 | \$0.00 | \$0.00 |
| MILLER | Applicant Services | 0 | \$0.00 | \$0.00 |
| | Pre-K | 0 | \$0.00 | \$0.00 |
| | TANF | 0 | \$0.00 | \$0.00 |
| | Transitional | 0 | \$0.00 | \$0.00 |
| MITCHELL | Applicant Services | 0 | \$0.00 | \$0.00 |
| | Pre-K | 0 | \$0.00 | \$0.00 |
| | TANF | 0 | \$0.00 | \$0.00 |
| | Transitional | 0 | \$0.00 | \$0.00 |
| MONROE | Applicant Services | 0 | \$0.00 | \$0.00 |
| | Pre-K | 0 | \$0.00 | \$0.00 |
| | TANF | 0 | \$0.00 | \$0.00 |
| | Transitional | 0 | \$0.00 | \$0.00 |
| MONTGOMERY | Applicant Services | 0 | \$0.00 | \$0.00 |
| | Pre-K | 0 | \$0.00 | \$0.00 |
| | TANF | 0 | \$0.00 | \$0.00 |
| | Transitional | 0 | \$0.00 | \$0.00 |
| MORGAN | Applicant Services | 0 | \$0.00 | \$0.00 |
| | Pre-K | 0 | \$0.00 | \$0.00 |
| | TANF | 0 | \$0.00 | \$0.00 |
| | Transitional | 0 | \$0.00 | \$0.00 |

SUBSIDIZED CHILDCARE

Annual Expenditures
State Fiscal Year 2025

| County | Type of Assistance | Annual Clients | Annual Funds | Average Cost per Client |
|------------|--------------------|----------------|--------------|-------------------------|
| MURRAY | Applicant Services | 0 | \$0.00 | \$0.00 |
| | Pre-K | 0 | \$0.00 | \$0.00 |
| | TANF | 0 | \$0.00 | \$0.00 |
| | Transitional | 0 | \$0.00 | \$0.00 |
| MUSCOGEE | Applicant Services | 0 | \$0.00 | \$0.00 |
| | Pre-K | 0 | \$0.00 | \$0.00 |
| | TANF | 9 | \$749.00 | \$83.22 |
| | Transitional | 0 | \$0.00 | \$0.00 |
| NEWTON | Applicant Services | 0 | \$0.00 | \$0.00 |
| | Pre-K | 0 | \$0.00 | \$0.00 |
| | TANF | 0 | \$0.00 | \$0.00 |
| | Transitional | 0 | \$0.00 | \$0.00 |
| OCONEE | Applicant Services | 0 | \$0.00 | \$0.00 |
| | Pre-K | 0 | \$0.00 | \$0.00 |
| | TANF | 0 | \$0.00 | \$0.00 |
| | Transitional | 0 | \$0.00 | \$0.00 |
| OGLETHORPE | Applicant Services | 0 | \$0.00 | \$0.00 |
| | Pre-K | 0 | \$0.00 | \$0.00 |
| | TANF | 0 | \$0.00 | \$0.00 |
| | Transitional | 0 | \$0.00 | \$0.00 |
| PAULDING | Applicant Services | 0 | \$0.00 | \$0.00 |
| | Pre-K | 0 | \$0.00 | \$0.00 |
| | TANF | 0 | \$0.00 | \$0.00 |
| | Transitional | 0 | \$0.00 | \$0.00 |
| PEACH | Applicant Services | 0 | \$0.00 | \$0.00 |
| | Pre-K | 0 | \$0.00 | \$0.00 |
| | TANF | 0 | \$0.00 | \$0.00 |
| | Transitional | 0 | \$0.00 | \$0.00 |
| PICKENS | Applicant Services | 0 | \$0.00 | \$0.00 |
| | Pre-K | 0 | \$0.00 | \$0.00 |
| | TANF | 0 | \$0.00 | \$0.00 |
| | Transitional | 0 | \$0.00 | \$0.00 |
| PIERCE | Applicant Services | 0 | \$0.00 | \$0.00 |
| | Pre-K | 0 | \$0.00 | \$0.00 |
| | TANF | 0 | \$0.00 | \$0.00 |
| | Transitional | 0 | \$0.00 | \$0.00 |
| PIKE | Applicant Services | 0 | \$0.00 | \$0.00 |
| | Pre-K | 0 | \$0.00 | \$0.00 |
| | TANF | 0 | \$0.00 | \$0.00 |
| | Transitional | 0 | \$0.00 | \$0.00 |
| POLK | Applicant Services | 0 | \$0.00 | \$0.00 |
| | Pre-K | 0 | \$0.00 | \$0.00 |
| | TANF | 1 | \$35.00 | \$35.00 |
| | Transitional | 0 | \$0.00 | \$0.00 |
| PULASKI | Applicant Services | 0 | \$0.00 | \$0.00 |
| | Pre-K | 0 | \$0.00 | \$0.00 |
| | TANF | 0 | \$0.00 | \$0.00 |
| | Transitional | 0 | \$0.00 | \$0.00 |
| PUTNAM | Applicant Services | 0 | \$0.00 | \$0.00 |
| | Pre-K | 0 | \$0.00 | \$0.00 |
| | TANF | 0 | \$0.00 | \$0.00 |
| | Transitional | 0 | \$0.00 | \$0.00 |

SUBSIDIZED CHILDCARE

Annual Expenditures
State Fiscal Year 2025

| County | Type of Assistance | Annual Clients | Annual Funds | Average Cost per Client |
|----------|--------------------|----------------|--------------|-------------------------|
| QUITMAN | Applicant Services | 0 | \$0.00 | \$0.00 |
| | Pre-K | 0 | \$0.00 | \$0.00 |
| | TANF | 0 | \$0.00 | \$0.00 |
| | Transitional | 0 | \$0.00 | \$0.00 |
| RABUN | Applicant Services | 0 | \$0.00 | \$0.00 |
| | Pre-K | 0 | \$0.00 | \$0.00 |
| | TANF | 0 | \$0.00 | \$0.00 |
| | Transitional | 0 | \$0.00 | \$0.00 |
| RANDOLPH | Applicant Services | 0 | \$0.00 | \$0.00 |
| | Pre-K | 0 | \$0.00 | \$0.00 |
| | TANF | 0 | \$0.00 | \$0.00 |
| | Transitional | 0 | \$0.00 | \$0.00 |
| RICHMOND | Applicant Services | 0 | \$0.00 | \$0.00 |
| | Pre-K | 0 | \$0.00 | \$0.00 |
| | TANF | 3 | \$542.00 | \$180.67 |
| | Transitional | 0 | \$0.00 | \$0.00 |
| ROCKDALE | Applicant Services | 0 | \$0.00 | \$0.00 |
| | Pre-K | 0 | \$0.00 | \$0.00 |
| | TANF | 0 | \$0.00 | \$0.00 |
| | Transitional | 0 | \$0.00 | \$0.00 |
| SCHLEY | Applicant Services | 0 | \$0.00 | \$0.00 |
| | Pre-K | 0 | \$0.00 | \$0.00 |
| | TANF | 0 | \$0.00 | \$0.00 |
| | Transitional | 0 | \$0.00 | \$0.00 |
| SCREVEN | Applicant Services | 0 | \$0.00 | \$0.00 |
| | Pre-K | 0 | \$0.00 | \$0.00 |
| | TANF | 0 | \$0.00 | \$0.00 |
| | Transitional | 0 | \$0.00 | \$0.00 |
| SEMINOLE | Applicant Services | 0 | \$0.00 | \$0.00 |
| | Pre-K | 0 | \$0.00 | \$0.00 |
| | TANF | 0 | \$0.00 | \$0.00 |
| | Transitional | 0 | \$0.00 | \$0.00 |
| SPALDING | Applicant Services | 0 | \$0.00 | \$0.00 |
| | Pre-K | 0 | \$0.00 | \$0.00 |
| | TANF | 0 | \$0.00 | \$0.00 |
| | Transitional | 0 | \$0.00 | \$0.00 |
| STEPHENS | Applicant Services | 0 | \$0.00 | \$0.00 |
| | Pre-K | 0 | \$0.00 | \$0.00 |
| | TANF | 0 | \$0.00 | \$0.00 |
| | Transitional | 0 | \$0.00 | \$0.00 |
| STEWART | Applicant Services | 0 | \$0.00 | \$0.00 |
| | Pre-K | 0 | \$0.00 | \$0.00 |
| | TANF | 0 | \$0.00 | \$0.00 |
| | Transitional | 0 | \$0.00 | \$0.00 |
| SUMTER | Applicant Services | 0 | \$0.00 | \$0.00 |
| | Pre-K | 0 | \$0.00 | \$0.00 |
| | TANF | 0 | \$0.00 | \$0.00 |
| | Transitional | 0 | \$0.00 | \$0.00 |
| TALBOT | Applicant Services | 0 | \$0.00 | \$0.00 |
| | Pre-K | 0 | \$0.00 | \$0.00 |
| | TANF | 0 | \$0.00 | \$0.00 |
| | Transitional | 0 | \$0.00 | \$0.00 |

SUBSIDIZED CHILDCARE

Annual Expenditures
State Fiscal Year 2025

| County | Type of Assistance | Annual Clients | Annual Funds | Average Cost per Client |
|------------|--------------------|----------------|--------------|-------------------------|
| TALIAFERRO | Applicant Services | 0 | \$0.00 | \$0.00 |
| | Pre-K | 0 | \$0.00 | \$0.00 |
| | TANF | 0 | \$0.00 | \$0.00 |
| | Transitional | 0 | \$0.00 | \$0.00 |
| TATTNALL | Applicant Services | 0 | \$0.00 | \$0.00 |
| | Pre-K | 0 | \$0.00 | \$0.00 |
| | TANF | 0 | \$0.00 | \$0.00 |
| | Transitional | 0 | \$0.00 | \$0.00 |
| TAYLOR | Applicant Services | 0 | \$0.00 | \$0.00 |
| | Pre-K | 0 | \$0.00 | \$0.00 |
| | TANF | 0 | \$0.00 | \$0.00 |
| | Transitional | 0 | \$0.00 | \$0.00 |
| TELFAIR | Applicant Services | 0 | \$0.00 | \$0.00 |
| | Pre-K | 0 | \$0.00 | \$0.00 |
| | TANF | 0 | \$0.00 | \$0.00 |
| | Transitional | 0 | \$0.00 | \$0.00 |
| TERRELL | Applicant Services | 0 | \$0.00 | \$0.00 |
| | Pre-K | 0 | \$0.00 | \$0.00 |
| | TANF | 0 | \$0.00 | \$0.00 |
| | Transitional | 0 | \$0.00 | \$0.00 |
| THOMAS | Applicant Services | 0 | \$0.00 | \$0.00 |
| | Pre-K | 0 | \$0.00 | \$0.00 |
| | TANF | 0 | \$0.00 | \$0.00 |
| | Transitional | 0 | \$0.00 | \$0.00 |
| TIFT | Applicant Services | 0 | \$0.00 | \$0.00 |
| | Pre-K | 0 | \$0.00 | \$0.00 |
| | TANF | 0 | \$0.00 | \$0.00 |
| | Transitional | 0 | \$0.00 | \$0.00 |
| TOOMBS | Applicant Services | 0 | \$0.00 | \$0.00 |
| | Pre-K | 0 | \$0.00 | \$0.00 |
| | TANF | 1 | \$126.00 | \$126.00 |
| | Transitional | 0 | \$0.00 | \$0.00 |
| TOWNS | Applicant Services | 0 | \$0.00 | \$0.00 |
| | Pre-K | 0 | \$0.00 | \$0.00 |
| | TANF | 0 | \$0.00 | \$0.00 |
| | Transitional | 0 | \$0.00 | \$0.00 |
| TREUTLEN | Applicant Services | 0 | \$0.00 | \$0.00 |
| | Pre-K | 0 | \$0.00 | \$0.00 |
| | TANF | 0 | \$0.00 | \$0.00 |
| | Transitional | 0 | \$0.00 | \$0.00 |
| TROUP | Applicant Services | 0 | \$0.00 | \$0.00 |
| | Pre-K | 0 | \$0.00 | \$0.00 |
| | TANF | 0 | \$0.00 | \$0.00 |
| | Transitional | 0 | \$0.00 | \$0.00 |
| TURNER | Applicant Services | 0 | \$0.00 | \$0.00 |
| | Pre-K | 0 | \$0.00 | \$0.00 |
| | TANF | 0 | \$0.00 | \$0.00 |
| | Transitional | 0 | \$0.00 | \$0.00 |
| TWIGGS | Applicant Services | 0 | \$0.00 | \$0.00 |
| | Pre-K | 0 | \$0.00 | \$0.00 |
| | TANF | 0 | \$0.00 | \$0.00 |
| | Transitional | 0 | \$0.00 | \$0.00 |

SUBSIDIZED CHILDCARE

Annual Expenditures
State Fiscal Year 2025

| County | Type of Assistance | Annual Clients | Annual Funds | Average Cost per Client |
|------------|--------------------|----------------|--------------|-------------------------|
| UNION | Applicant Services | 0 | \$0.00 | \$0.00 |
| | Pre-K | 0 | \$0.00 | \$0.00 |
| | TANF | 0 | \$0.00 | \$0.00 |
| | Transitional | 0 | \$0.00 | \$0.00 |
| UPSON | Applicant Services | 0 | \$0.00 | \$0.00 |
| | Pre-K | 0 | \$0.00 | \$0.00 |
| | TANF | 0 | \$0.00 | \$0.00 |
| | Transitional | 0 | \$0.00 | \$0.00 |
| WALKER | Applicant Services | 0 | \$0.00 | \$0.00 |
| | Pre-K | 0 | \$0.00 | \$0.00 |
| | TANF | 0 | \$0.00 | \$0.00 |
| | Transitional | 0 | \$0.00 | \$0.00 |
| WALTON | Applicant Services | 0 | \$0.00 | \$0.00 |
| | Pre-K | 0 | \$0.00 | \$0.00 |
| | TANF | 0 | \$0.00 | \$0.00 |
| | Transitional | 0 | \$0.00 | \$0.00 |
| WARE | Applicant Services | 0 | \$0.00 | \$0.00 |
| | Pre-K | 0 | \$0.00 | \$0.00 |
| | TANF | 0 | \$0.00 | \$0.00 |
| | Transitional | 0 | \$0.00 | \$0.00 |
| WARREN | Applicant Services | 0 | \$0.00 | \$0.00 |
| | Pre-K | 0 | \$0.00 | \$0.00 |
| | TANF | 0 | \$0.00 | \$0.00 |
| | Transitional | 0 | \$0.00 | \$0.00 |
| WASHINGTON | Applicant Services | 0 | \$0.00 | \$0.00 |
| | Pre-K | 0 | \$0.00 | \$0.00 |
| | TANF | 0 | \$0.00 | \$0.00 |
| | Transitional | 0 | \$0.00 | \$0.00 |
| WAYNE | Applicant Services | 0 | \$0.00 | \$0.00 |
| | Pre-K | 0 | \$0.00 | \$0.00 |
| | TANF | 0 | \$0.00 | \$0.00 |
| | Transitional | 0 | \$0.00 | \$0.00 |
| WEBSTER | Applicant Services | 0 | \$0.00 | \$0.00 |
| | Pre-K | 0 | \$0.00 | \$0.00 |
| | Transitional | 0 | \$0.00 | \$0.00 |
| | TANF | 0 | \$0.00 | \$0.00 |
| WHEELER | Applicant Services | 0 | \$0.00 | \$0.00 |
| | Pre-K | 0 | \$0.00 | \$0.00 |
| | TANF | 0 | \$0.00 | \$0.00 |
| | Transitional | 0 | \$0.00 | \$0.00 |
| WHITE | Applicant Services | 0 | \$0.00 | \$0.00 |
| | Pre-K | 0 | \$0.00 | \$0.00 |
| | TANF | 0 | \$0.00 | \$0.00 |
| | Transitional | 0 | \$0.00 | \$0.00 |
| WHITFIELD | Applicant Services | 0 | \$0.00 | \$0.00 |
| | Pre-K | 0 | \$0.00 | \$0.00 |
| | TANF | 0 | \$0.00 | \$0.00 |
| | Transitional | 0 | \$0.00 | \$0.00 |
| WILCOX | Applicant Services | 0 | \$0.00 | \$0.00 |
| | Pre-K | 0 | \$0.00 | \$0.00 |
| | TANF | 0 | \$0.00 | \$0.00 |
| | Transitional | 0 | \$0.00 | \$0.00 |

SUBSIDIZED CHILDCARE

Annual Expenditures
State Fiscal Year 2025

| County | Type of Assistance | Annual Clients | Annual Funds | Average Cost per Client |
|-----------|---------------------------|----------------|--------------------|-------------------------|
| WILKES | Applicant Services | 0 | \$0.00 | \$0.00 |
| | Pre-K | 0 | \$0.00 | \$0.00 |
| | TANF | 0 | \$0.00 | \$0.00 |
| | Transitional | 0 | \$0.00 | \$0.00 |
| WILKINSON | Applicant Services | 0 | \$0.00 | \$0.00 |
| | Pre-K | 0 | \$0.00 | \$0.00 |
| | TANF | 0 | \$0.00 | \$0.00 |
| | Transitional | 0 | \$0.00 | \$0.00 |
| WORTH | Applicant Services | 0 | \$0.00 | \$0.00 |
| | Pre-K | 0 | \$0.00 | \$0.00 |
| | TANF | 0 | \$0.00 | \$0.00 |
| | Transitional | 0 | \$0.00 | \$0.00 |
| STATE | Applicant Services | 0 | \$0.00 | \$0.00 |
| | Pre-K | 0 | \$0.00 | \$0.00 |
| | TANF | 183 | \$79,270.49 | \$433.17 |
| | Transitional | 0 | \$0.00 | \$0.00 |

I. Data On Teen Pregnancy Prevention

**TEENAGE PREGNANCY PREVENTION - GEORGIA'S DECLINING
PREGNANCY**

Rates for Ages 15-19

| Geography | FIPS | 2022 | 2022 | 2023 | 2023 | 2024 | 2024 |
|---------------|-------|-------------|----------------|-------------|----------------|-------------|----------------|
| | | Pregnancies | Pregnancy Rate | Pregnancies | Pregnancy Rate | Pregnancies | Pregnancy Rate |
| Appling | 13001 | 17 | 28.9 | 26 | 42.1 | 20 | 32.6 |
| Atkinson | 13003 | 19 | 67.1 | 14 | 48.4 | 15 | 53.0 |
| Bacon | 13005 | 15 | 41.6 | 19 | 51.2 | 14 | 37.0 |
| Baker | 13007 | 2 | * | 2 | * | 2 | * |
| Baldwin | 13009 | 40 | 18.4 | 39 | 18.0 | 33 | 14.5 |
| Banks | 13011 | 10 | 19.8 | 11 | 21.0 | 13 | 24.9 |
| Barrow | 13013 | 70 | 23.7 | 74 | 24.4 | 53 | 16.8 |
| Bartow | 13015 | 73 | 20.7 | 88 | 24.4 | 94 | 26.4 |
| Ben Hill | 13017 | 33 | 57.5 | 22 | 36.7 | 22 | 37.1 |
| Berrien | 13019 | 21 | 34.4 | 18 | 30.6 | 18 | 31.3 |
| Bibb | 13021 | 208 | 40.1 | 178 | 33.8 | 177 | 33.0 |
| Bleckley | 13023 | 13 | 26.5 | 14 | 26.7 | 14 | 25.5 |
| Brantley | 13025 | 18 | 31.4 | 15 | 24.7 | 20 | 31.7 |
| Brooks | 13027 | 15 | 34.7 | 14 | 29.9 | 25 | 51.7 |
| Bryan | 13029 | 36 | 20.2 | 24 | 12.8 | 18 | 9.0 |
| Bulloch | 13031 | 88 | 19.4 | 76 | 16.6 | 65 | 13.9 |
| Burke | 13033 | 34 | 44.2 | 23 | 30.1 | 22 | 28.7 |
| Butts | 13035 | 17 | 23.8 | 19 | 26.7 | 15 | 20.7 |
| Calhoun | 13037 | 1 | * | 9 | 77.6 | 4 | * |
| Camden | 13039 | 39 | 24.6 | 23 | 14.1 | 40 | 23.4 |
| Candler | 13043 | 16 | 44.4 | 8 | 19.7 | 13 | 32.2 |
| Carroll | 13045 | 138 | 28.6 | 109 | 21.4 | 108 | 20.8 |
| Catoosa | 13047 | 30 | 14.4 | 36 | 17.2 | 33 | 15.7 |
| Charlton | 13049 | 7 | 25.5 | 3 | * | 12 | 46.3 |
| Chatham | 13051 | 247 | 25.1 | 204 | 20.3 | 209 | 20.4 |
| Chattahoochee | 13053 | 8 | 55.9 | 7 | 45.5 | 14 | 82.4 |
| Chattooga | 13055 | 32 | 46.2 | 21 | 29.2 | 27 | 36.0 |
| Cherokee | 13057 | 124 | 13.6 | 120 | 13.0 | 106 | 11.4 |
| Clarke | 13059 | 96 | 13.1 | 92 | 12.1 | 89 | 11.7 |
| Clay | 13061 | 2 | * | 3 | * | 1 | * |
| Clayton | 13063 | 358 | 32.9 | 301 | 27.1 | 273 | 24.9 |
| Clinch | 13065 | 4 | * | 13 | 61.9 | 7 | 32.9 |

TENAGE PREGNANCY PREVENTION - GEORGIA'S DECLINING PREGNANCY

Rates for Ages 15-19
2000 thru 2024 Trends

| Geography | FIPS | 2022 | 2022 | 2023 | 2023 | 2024 | 2024 |
|------------|-------|-------------|----------------|-------------|----------------|-------------|----------------|
| | | Pregnancies | Pregnancy Rate | Pregnancies | Pregnancy Rate | Pregnancies | Pregnancy Rate |
| Cobb | 13067 | 440 | 16.9 | 390 | 14.8 | 400 | 15.2 |
| Coffee | 13069 | 70 | 51.9 | 41 | 28.8 | 48 | 33.7 |
| Colquitt | 13071 | 60 | 40.1 | 67 | 43.6 | 51 | 32.6 |
| Columbia | 13073 | 74 | 13.7 | 58 | 10.4 | 51 | 9.1 |
| Cook | 13075 | 23 | 34.9 | 18 | 25.7 | 21 | 27.5 |
| Coweta | 13077 | 109 | 21.7 | 80 | 15.8 | 67 | 13.2 |
| Crawford | 13079 | 1 | * | 6 | 17.2 | 4 | * |
| Crisp | 13081 | 25 | 38.5 | 24 | 36.1 | 31 | 48.8 |
| Dade | 13083 | 11 | 19.9 | 11 | 20.3 | 10 | 18.6 |
| Dawson | 13085 | 14 | 17.9 | 18 | 21.6 | 11 | 13.3 |
| Decatur | 13087 | 17 | 18.2 | 31 | 32.8 | 29 | 30.2 |
| DeKalb | 13089 | 646 | 28.8 | 645 | 27.4 | 545 | 22.7 |
| Dodge | 13091 | 17 | 34.6 | 13 | 25.2 | 16 | 31.7 |
| Dooly | 13093 | 12 | 45.1 | 14 | 53.2 | 11 | 45.3 |
| Dougherty | 13095 | 108 | 34.2 | 93 | 28.2 | 107 | 31.9 |
| Douglas | 13097 | 123 | 22.5 | 92 | 16.4 | 105 | 18.2 |
| Early | 13099 | 10 | 29.4 | 9 | 25.9 | 5 | 14.9 |
| Echols | 13101 | 6 | 47.6 | 3 | * | 2 | * |
| Effingham | 13103 | 42 | 18.2 | 43 | 17.7 | 47 | 19.4 |
| Elbert | 13105 | 12 | 21.0 | 10 | 16.9 | 15 | 24.2 |
| Emanuel | 13107 | 31 | 40.2 | 32 | 40.2 | 27 | 33.8 |
| Newton | 13217 | 124 | 27.0 | 113 | 23.5 | 103 | 21.0 |
| Oconee | 13219 | 17 | 10.0 | 7 | 4.1 | 9 | 5.3 |
| Oglethorpe | 13221 | 10 | 22.2 | 14 | 32.0 | 13 | 28.1 |
| Paulding | 13223 | 84 | 13.4 | 73 | 11.2 | 85 | 12.6 |
| Peach | 13225 | 39 | 30.8 | 23 | 17.5 | 21 | 14.7 |
| Pickens | 13227 | 26 | 28.3 | 21 | 22.7 | 13 | 14.1 |
| Pierce | 13229 | 35 | 54.8 | 16 | 23.9 | 20 | 30.5 |
| Pike | 13231 | 11 | 16.9 | 18 | 27.9 | 12 | 19.1 |
| Polk | 13233 | 62 | 43.5 | 44 | 29.6 | 33 | 22.2 |
| Pulaski | 13235 | 9 | 34.4 | 9 | 32.0 | 7 | 23.9 |
| Putnam | 13237 | 15 | 23.3 | 25 | 37.9 | 17 | 25.3 |

TENAGE PREGNANCY PREVENTION - GEORGIA'S DECLINING PREGNANCY

Rates for Ages 15-19
2000 thru 2024 Trends

| Geography | FIPS | 2022 | 2022 | 2023 | 2023 | 2024 | 2024 |
|------------|-------|-------------|----------------|-------------|----------------|-------------|----------------|
| | | Pregnancies | Pregnancy Rate | Pregnancies | Pregnancy Rate | Pregnancies | Pregnancy Rate |
| Quitman | 13239 | 0 | 0.0 | 2 | * | 0 | 0.0 |
| Rabun | 13241 | 12 | 30.5 | 13 | 32.2 | 13 | 32.2 |
| Randolph | 13243 | 16 | 88.9 | 6 | 31.6 | 3 | * |
| Richmond | 13245 | 253 | 40.1 | 237 | 36.0 | 226 | 34.3 |
| Rockdale | 13247 | 105 | 30.2 | 77 | 21.0 | 75 | 20.0 |
| Schley | 13249 | 4 | * | 5 | 30.3 | 5 | 30.5 |
| Screven | 13251 | 17 | 52.5 | 19 | 52.6 | 15 | 40.2 |
| Seminole | 13253 | 7 | 27.1 | 11 | 43.7 | 10 | 42.4 |
| Spalding | 13255 | 82 | 39.4 | 66 | 30.5 | 56 | 26.5 |
| Stephens | 13257 | 29 | 34.8 | 20 | 21.3 | 17 | 18.1 |
| Stewart | 13259 | 6 | 96.8 | 2 | * | 5 | 66.7 |
| Sumter | 13261 | 31 | 26.8 | 42 | 34.8 | 43 | 33.3 |
| Talbot | 13263 | 3 | * | 2 | * | 1 | * |
| Taliaferro | 13265 | 1 | * | 0 | 0.0 | 0 | 0.0 |
| Tattnall | 13267 | 32 | 54.1 | 21 | 33.8 | 27 | 42.8 |
| Taylor | 13269 | 4 | * | 6 | 27.0 | 6 | 28.2 |
| Telfair | 13271 | 25 | 105.5 | 11 | 43.8 | 19 | 80.5 |
| Terrell | 13273 | 6 | 22.9 | 10 | 36.0 | 12 | 42.9 |
| Thomas | 13275 | 41 | 27.8 | 30 | 20.0 | 45 | 30.1 |
| Tift | 13277 | 59 | 38.8 | 49 | 31.1 | 69 | 43.9 |
| Toombs | 13279 | 33 | 37.2 | 35 | 37.4 | 19 | 20.4 |
| Towns | 13281 | 5 | 13.5 | 2 | * | 7 | 18.5 |
| Treutlen | 13283 | 6 | 27.4 | 9 | 41.9 | 11 | 47.8 |
| Troup | 13285 | 69 | 31.1 | 89 | 38.3 | 73 | 31.1 |
| Turner | 13287 | 14 | 45.6 | 10 | 32.7 | 10 | 33.2 |
| Twiggs | 13289 | 2 | * | 6 | 32.1 | 3 | * |
| Union | 13291 | 11 | 20.0 | 13 | 22.0 | 18 | 31.0 |
| Upson | 13293 | 23 | 27.1 | 35 | 41.6 | 19 | 22.2 |
| Walker | 13295 | 55 | 29.6 | 52 | 26.9 | 51 | 26.1 |
| Walton | 13297 | 76 | 22.3 | 60 | 16.6 | 69 | 18.6 |
| Ware | 13299 | 48 | 42.7 | 41 | 34.1 | 40 | 33.7 |
| Warren | 13301 | 6 | 43.5 | 4 | * | 8 | 57.6 |

TENAGE PREGNANCY PREVENTION - GEORGIA'S DECLINING PREGNANCY

Rates for Ages 15-19
2000 thru 2024 Trends

| Geography | FIPS | 2022 | 2022 | 2023 | 2023 | 2024 | 2024 |
|----------------|-------|-------------|----------------|-------------|----------------|-------------|----------------|
| | | Pregnancies | Pregnancy Rate | Pregnancies | Pregnancy Rate | Pregnancies | Pregnancy Rate |
| Washington | 13303 | 20 | 35.3 | 16 | 26.6 | 20 | 33.7 |
| Wayne | 13305 | 36 | 37.9 | 44 | 44.3 | 29 | 28.0 |
| Webster | 13307 | 4 | * | 5 | 87.7 | 1 | * |
| Wheeler | 13309 | 7 | 41.2 | 10 | 59.9 | 7 | 40.7 |
| White | 13311 | 10 | 10.9 | 12 | 12.6 | 12 | 12.8 |
| Whitfield | 13313 | 96 | 25.6 | 113 | 29.5 | 87 | 23.1 |
| Wilcox | 13315 | 5 | 25.0 | 7 | 33.2 | 3 | * |
| Wilkes | 13317 | 12 | 43.6 | 11 | 39.4 | 9 | 31.4 |
| Wilkinson | 13319 | 14 | 51.5 | 14 | 51.7 | 11 | 42.0 |
| County Summary | | 8,902 | 24.2 | 8,131 | 21.5 | 7,772 | 20.3 |

Rates based on 1-4 events are not shown and indicated by an *.

N/A Rates indicate that no population exists for the query selected.

Counties are listed in alphabetical/FIPS order. If copying/pasting into another spreadsheet of data by county name, beware that DeKalb, McIntosh, McDuffie may be in a different order.



Created: 10/9/2025 3:28:49 PM with OASIS Web Query Tool (<https://oasis.state.ga.us/>)

Copyright © 2003 - 2025 App Version 3.15 Content Version: 1.21.

Georgia Department of Public Health (<https://dph.georgia.gov/>),

Office of Health Indicators for Planning (OHIP) (<https://dph.georgia.gov/office-health-indicators-planning-ohip>),

all rights reserved. Contact us: ohip@dph.ga.gov.

Suggested Citation: Online Analytical Statistical Information System (OASIS), Web Query Tool, Georgia Department of Public Health, Office of Health Indicators for Planning (OHIP). 10/9/2025 3:28:49 PM <https://oasis.state.ga.us/>

**K. The Number of Legal
Immigrants Receiving
TANF Benefits by
Category of Immigration
Status**

**LEGAL IMMIGRANTS RECEIVING TANF BY
IMMIGRATION STATUS**

State Fiscal Year 2025

| County | Eligible Alien | Parolee After 8/22/96 | Permanent Resident | Refugee | Total Noncitizen |
|---------------|-----------------------|------------------------------|---------------------------|----------------|-------------------------|
| APPLING | 0 | 0 | 0 | 0 | 0 |
| ATKINSON | 0 | 0 | 0 | 0 | 0 |
| BACON | 0 | 0 | 0 | 0 | 0 |
| BAKER | 0 | 0 | 0 | 0 | 0 |
| BALDWIN | 0 | 0 | 0 | 0 | 0 |
| BANKS | 0 | 0 | 0 | 0 | 0 |
| BARROW | 0 | 1 | 0 | 0 | 0 |
| BARTOW | 0 | 0 | 0 | 0 | 0 |
| BEN HILL | 0 | 0 | 0 | 0 | 0 |
| BERRIEN | 0 | 0 | 0 | 0 | 0 |
| BIBB | 0 | 0 | 0 | 0 | 0 |
| BLECKLEY | 0 | 0 | 0 | 0 | 0 |
| BRANTLEY | 0 | 0 | 0 | 0 | 0 |
| BROOKS | 0 | 0 | 0 | 0 | 0 |
| BRYAN | 0 | 0 | 0 | 0 | 0 |
| BULLOCH | 0 | 0 | 0 | 0 | 0 |
| BURKE | 0 | 0 | 0 | 0 | 0 |
| BUTTS | 0 | 0 | 0 | 0 | 0 |
| CALHOUN | 0 | 0 | 0 | 0 | 0 |
| CAMDEN | 0 | 0 | 0 | 0 | 0 |
| CANDLER | 0 | 0 | 0 | 0 | 0 |
| CARROLL | 0 | 0 | 0 | 0 | 0 |
| CATOOSA | 0 | 0 | 0 | 0 | 0 |
| CHARLTON | 0 | 0 | 0 | 0 | 0 |
| CHATHAM | 1 | 0 | 0 | 1 | 0 |
| CHATTAHOOCHEE | 0 | 0 | 0 | 0 | 0 |
| CHATTOOGA | 0 | 0 | 0 | 0 | 0 |
| CHEROKEE | 3 | 3 | 1 | 0 | 0 |
| CLARKE | 0 | 0 | 0 | 0 | 0 |
| CLAY | 0 | 0 | 0 | 0 | 0 |
| CLAYTON | 8 | 0 | 0 | 0 | 0 |
| CLINCH | 0 | 0 | 0 | 0 | 0 |
| COBB | 3 | 2 | 1 | 0 | 0 |
| COFFEE | 0 | 0 | 0 | 0 | 0 |
| COLQUITT | 0 | 0 | 0 | 0 | 0 |
| COLUMBIA | 0 | 0 | 0 | 0 | 0 |
| COOK | 0 | 0 | 0 | 0 | 0 |
| COWETA | 0 | 0 | 0 | 0 | 0 |
| CRAWFORD | 0 | 0 | 0 | 0 | 0 |
| CRISP | 0 | 0 | 0 | 0 | 0 |
| DADE | 0 | 0 | 0 | 0 | 0 |
| DAWSON | 0 | 0 | 0 | 0 | 0 |
| DECATUR | 0 | 0 | 0 | 0 | 0 |
| DEKALB | 9 | 0 | 2 | 29 | 0 |
| DODGE | 0 | 0 | 0 | 0 | 0 |
| DOOLY | 0 | 0 | 0 | 0 | 0 |
| DOUGHERTY | 0 | 0 | 0 | 0 | 0 |
| DOUGLAS | 2 | 0 | 0 | 0 | 0 |
| EARLY | 0 | 0 | 0 | 0 | 0 |
| ECHOLS | 0 | 0 | 0 | 0 | 0 |

**LEGAL IMMIGRANTS RECEIVING TANF BY
IMMIGRATION STATUS**

State Fiscal Year 2025

| County | Eligible Alien | Parolee After 8/22/96 | Permanent Resident | Refugee | Total Noncitizen |
|---------------|-----------------------|------------------------------|---------------------------|----------------|-------------------------|
| EFFINGHAM | 0 | 0 | 0 | 0 | 0 |
| ELBERT | 0 | 0 | 0 | 0 | 0 |
| EMANUEL | 0 | 0 | 0 | 0 | 0 |
| EVANS | 2 | 0 | 0 | 0 | 0 |
| FANNIN | 0 | 0 | 0 | 0 | 0 |
| FAYETTE | 1 | 0 | 0 | 0 | 0 |
| FLOYD | 0 | 0 | 2 | 0 | 0 |
| FORSYTH | 0 | 2 | 0 | 0 | 0 |
| FRANKLIN | 0 | 0 | 0 | 0 | 0 |
| FULTON | 3 | 4 | 0 | 0 | 0 |
| GILMER | 0 | 0 | 0 | 0 | 0 |
| GLASCOCK | 0 | 0 | 0 | 0 | 0 |
| GLYNN | 0 | 0 | 0 | 0 | 0 |
| GORDON | 0 | 0 | 0 | 1 | 0 |
| GRADY | 0 | 0 | 0 | 0 | 0 |
| GREENE | 0 | 0 | 0 | 0 | 0 |
| GWINNETT | 7 | 0 | 2 | 3 | 1 |
| HABERSHAM | 0 | 0 | 0 | 0 | 0 |
| HALL | 0 | 0 | 0 | 0 | 0 |
| HANCOCK | 0 | 0 | 0 | 0 | 0 |
| HARALSON | 0 | 0 | 0 | 0 | 0 |
| HARRIS | 0 | 0 | 0 | 0 | 0 |
| HART | 0 | 0 | 0 | 0 | 0 |
| HEARD | 0 | 0 | 0 | 0 | 0 |
| HENRY | 0 | 0 | 0 | 0 | 0 |
| HOUSTON | 2 | 0 | 0 | 0 | 0 |
| IRWIN | 0 | 0 | 0 | 0 | 0 |
| JACKSON | 0 | 0 | 0 | 0 | 0 |
| JASPER | 0 | 0 | 0 | 0 | 0 |
| JEFF DAVIS | 0 | 0 | 0 | 0 | 0 |
| JEFFERSON | 0 | 0 | 0 | 0 | 0 |
| JENKINS | 0 | 0 | 0 | 0 | 0 |
| JOHNSON | 0 | 0 | 0 | 0 | 0 |
| JONES | 0 | 0 | 0 | 0 | 0 |
| LAMAR | 0 | 0 | 0 | 0 | 0 |
| LANIER | 0 | 0 | 0 | 0 | 0 |
| LAURENS | 0 | 0 | 0 | 0 | 0 |
| LEE | 0 | 0 | 0 | 0 | 0 |
| LIBERTY | 0 | 0 | 0 | 0 | 0 |
| LINCOLN | 0 | 0 | 0 | 0 | 0 |
| LONG | 1 | 0 | 0 | 0 | 0 |
| LOWNDES | 0 | 0 | 0 | 0 | 0 |
| LUMPKIN | 0 | 0 | 0 | 0 | 0 |
| MACON | 0 | 0 | 0 | 0 | 0 |
| MADISON | 0 | 0 | 0 | 0 | 0 |
| MARION | 0 | 0 | 0 | 0 | 0 |
| MCDUFFIE | 0 | 0 | 0 | 0 | 0 |
| MCINTOSH | 0 | 0 | 0 | 0 | 0 |
| MERIWETHER | 0 | 0 | 0 | 0 | 0 |
| MILLER | 0 | 0 | 0 | 0 | 0 |

**LEGAL IMMIGRANTS RECEIVING TANF BY
IMMIGRATION STATUS**

State Fiscal Year 2025

| County | Eligible Alien | Parolee After 8/22/96 | Permanent Resident | Refugee | Total Noncitizen |
|---------------|-----------------------|------------------------------|---------------------------|----------------|-------------------------|
| MITCHELL | 0 | 0 | 0 | 0 | 0 |
| MONROE | 0 | 0 | 0 | 0 | 0 |
| MONTGOMERY | 0 | 0 | 0 | 0 | 0 |
| MORGAN | 0 | 0 | 0 | 0 | 0 |
| MURRAY | 0 | 0 | 0 | 0 | 0 |
| MUSCOGEE | 0 | 0 | 0 | 0 | 0 |
| NEWTON | 0 | 0 | 0 | 0 | 0 |
| OCONEE | 0 | 2 | 0 | 0 | 0 |
| OGLETHORPE | 0 | 0 | 0 | 0 | 0 |
| PAULDING | 0 | 0 | 0 | 0 | 0 |
| PEACH | 0 | 0 | 0 | 0 | 0 |
| PICKENS | 0 | 0 | 0 | 0 | 0 |
| PIERCE | 0 | 0 | 0 | 0 | 0 |
| PIKE | 0 | 0 | 0 | 0 | 0 |
| POLK | 0 | 0 | 0 | 0 | 0 |
| PULASKI | 0 | 0 | 0 | 0 | 0 |
| PUTNAM | 0 | 0 | 0 | 0 | 0 |
| QUITMAN | 0 | 0 | 0 | 0 | 0 |
| RABUN | 0 | 0 | 0 | 0 | 0 |
| RANDOLPH | 0 | 0 | 0 | 0 | 0 |
| RICHMOND | 0 | 0 | 0 | 0 | 0 |
| ROCKDALE | 0 | 0 | 0 | 0 | 0 |
| SCHLEY | 0 | 0 | 0 | 0 | 0 |
| SCREVEN | 0 | 0 | 0 | 0 | 0 |
| SEMINOLE | 0 | 0 | 0 | 0 | 0 |
| SPALDING | 0 | 0 | 0 | 0 | 0 |
| STEPHENS | 0 | 0 | 0 | 0 | 0 |
| STEWART | 0 | 0 | 0 | 0 | 0 |
| SUMTER | 0 | 0 | 0 | 0 | 0 |
| TALBOT | 0 | 0 | 0 | 0 | 0 |
| TALIAFERRO | 0 | 0 | 0 | 0 | 0 |
| TATTNALL | 2 | 0 | 0 | 0 | 0 |
| TAYLOR | 0 | 0 | 0 | 0 | 0 |
| TELFAIR | 0 | 0 | 0 | 0 | 0 |
| TERRELL | 0 | 0 | 0 | 0 | 0 |
| THOMAS | 0 | 0 | 0 | 0 | 0 |
| TIFT | 0 | 0 | 0 | 0 | 0 |
| TOOMBS | 0 | 0 | 0 | 0 | 0 |
| TOWNS | 0 | 0 | 0 | 0 | 0 |
| TREUTLEN | 0 | 0 | 0 | 0 | 0 |
| TROUP | 0 | 0 | 0 | 0 | 0 |
| TURNER | 0 | 0 | 0 | 0 | 0 |
| TWIGGS | 0 | 0 | 0 | 0 | 0 |
| UNION | 0 | 0 | 0 | 0 | 0 |
| UPSON | 0 | 0 | 0 | 0 | 0 |
| WALKER | 0 | 0 | 0 | 0 | 0 |
| WALTON | 0 | 0 | 0 | 0 | 0 |
| WARE | 0 | 0 | 0 | 0 | 0 |
| WARREN | 0 | 0 | 0 | 0 | 0 |
| WASHINGTON | 0 | 0 | 0 | 0 | 0 |

**LEGAL IMMIGRANTS RECEIVING TANF BY
IMMIGRATION STATUS**

State Fiscal Year 2025

| County | Eligible Alien | Parolee After 8/22/96 | Permanent Resident | Refugee | Total Noncitizen |
|---------------|-----------------------|------------------------------|---------------------------|----------------|-------------------------|
| WAYNE | 0 | 0 | 0 | 0 | 0 |
| WEBSTER | 0 | 0 | 0 | 0 | 0 |
| WHEELER | 0 | 0 | 0 | 0 | 0 |
| WHITE | 0 | 0 | 0 | 0 | 0 |
| WHITFIELD | 3 | 0 | 0 | 2 | 0 |
| WILCOX | 0 | 0 | 0 | 0 | 0 |
| WILKES | 0 | 0 | 0 | 0 | 0 |
| WILKINSON | 0 | 0 | 0 | 0 | 0 |
| WORTH | 0 | 0 | 0 | 0 | 0 |
| STATE | 47 | 14 | 8 | 36 | 1 |

Source: Gateway

**L. Number of Families No
Longer Eligible Because
of Time Limits**

**NUMBER OF FAMILIES NO LONGER ELIGIBLE
BECAUSE OF TIME LIMITS**

As of July 1, 2024, through June 30, 2025

| County | Number of Families | County | Number of Families | County | Number of Families |
|---------------|--------------------|------------|--------------------|--------------|--------------------|
| APPLING | 0 | FAYETTE | 0 | PEACH | 0 |
| ATKINSON | 0 | FLOYD | 0 | PICKENS | 0 |
| BACON | 0 | FORSYTH | 0 | PIERCE | 0 |
| BAKER | 0 | FRANKLIN | 0 | PIKE | 0 |
| BALDWIN | 0 | FULTON | 18 | POLK | 0 |
| BANKS | 0 | GILMER | 0 | PULASKI | 0 |
| BARROW | 0 | GLASCOCK | 0 | PUTNAM | 0 |
| BARTOW | 0 | GLYNN | 0 | QUITMAN | 0 |
| BEN HILL | 0 | GORDON | 0 | RABUN | 0 |
| BERRIEN | 0 | GRADY | 0 | RANDOLPH | 0 |
| BIBB | 3 | GREENE | 0 | RICHMOND | 1 |
| BLECKLEY | 0 | GWINNETT | 4 | ROCKDALE | 0 |
| BRANTLEY | 0 | HABERSHAM | 0 | SCHLEY | 0 |
| BROOKS | 0 | HALL | 0 | SCREVEN | 0 |
| BRYAN | 0 | HANCOCK | 0 | SEMINOLE | 0 |
| BULLOCH | 0 | HARALSON | 0 | SPALDING | 1 |
| BURKE | 1 | HARRIS | 0 | STEPHENS | 0 |
| BUTTS | 0 | HART | 0 | STEWART | 0 |
| CALHOUN | 0 | HEARD | 0 | SUMTER | 0 |
| CAMDEN | 0 | HENRY | 1 | TALBOT | 0 |
| CANDLER | 0 | HOUSTON | 0 | TALIAFERRO | 0 |
| CARROLL | 0 | IRWIN | 0 | TATTNALL | 0 |
| CATOOSA | 0 | JACKSON | 1 | TAYLOR | 0 |
| CHARLTON | 0 | JASPER | 0 | TELFAIR | 0 |
| CHATHAM | 0 | JEFF DAVIS | 0 | TERRELL | 0 |
| CHATTAHOOCHEE | 0 | JEFFERSON | 0 | THOMAS | 0 |
| CHATTOOGA | 0 | JENKINS | 0 | TIFT | 0 |
| CHEROKEE | 0 | JOHNSON | 0 | TOOMBS | 0 |
| CLARKE | 1 | JONES | 0 | TOWNS | 0 |
| CLAY | 0 | LAMAR | 0 | TREUTLEN | 0 |
| CLAYTON | 3 | LANIER | 0 | TROUP | 0 |
| CLINCH | 1 | LAURENS | 0 | TURNER | 0 |
| COBB | 5 | LEE | 0 | TWIGGS | 0 |
| COFFEE | 0 | LIBERTY | 0 | UNION | 0 |
| COLQUITT | 0 | LINCOLN | 0 | UPSON | 0 |
| COLUMBIA | 0 | LONG | 0 | WALKER | 2 |
| COOK | 0 | LOWNDES | 0 | WALTON | 0 |
| COWETA | 0 | LUMPKIN | 0 | WARE | 0 |
| CRAWFORD | 0 | MACON | 0 | WARREN | 0 |
| CRISP | 0 | MADISON | 0 | WASHINGTON | 0 |
| DADE | 0 | MARION | 0 | WAYNE | 0 |
| DAWSON | 0 | MCDUFFIE | 0 | WEBSTER | 0 |
| DECATUR | 2 | MCINTOSH | 0 | WHEELER | 0 |
| DEKALB | 10 | MERIWETHER | 0 | WHITE | 0 |
| DODGE | 0 | MILLER | 0 | WHITFIELD | 0 |
| DOOLY | 0 | MITCHELL | 0 | WILCOX | 0 |
| DOUGHERTY | 0 | MONROE | 0 | WILKES | 0 |
| DOUGLAS | 2 | MONTGOMERY | 0 | WILKINSON | 0 |
| EARLY | 0 | MORGAN | 0 | WORTH | 0 |
| ECHOLS | 0 | MURRAY | 0 | TOTAL | 61 |
| EFFINGHAM | 0 | MUSCOGEE | 3 | | |
| ELBERT | 0 | NEWTON | 1 | | |
| EMANUEL | 0 | OCONEE | 0 | | |
| EVANS | 0 | OGLETHORPE | 0 | | |