

Family Independence



Outcome Measures and Results *August 2009*



Definitions and Data Sources

Pages

TANF Cases (Total/Adult/Child Only)

1 - 2

Includes all cases active at some time during the month
Source: SUCCESS

Food Stamp Cases

3

Includes all cases active at some time during the month
Source: SUCCESS

Medicaid Cases

3

Includes case active at the end of the month
Source: SUCCESS

TANF Work Participation Rate

4

Of all the families with a Temporary Assistance to Needy Families (TANF) work requirement, the percentage of families that met the work requirement. **State Target: greater than or equal to 70%**

Food Stamp Participation Rate

4

The ratio of number of food stamp persons over the estimated persons at or below 125% of the poverty level. **State Target: greater than or equal to 59.65%**
Source: SUCCESS, US Census Bureau

Medicaid (ABD) Standard of Promptness

5

Of all the Aged, Blind, Disabled Medicaid applications for benefits, the percentage that was completed within the mandated Standard of Promptness (SOP). **State Target: greater than or equal to 96.0%**
Source: SUCCESS

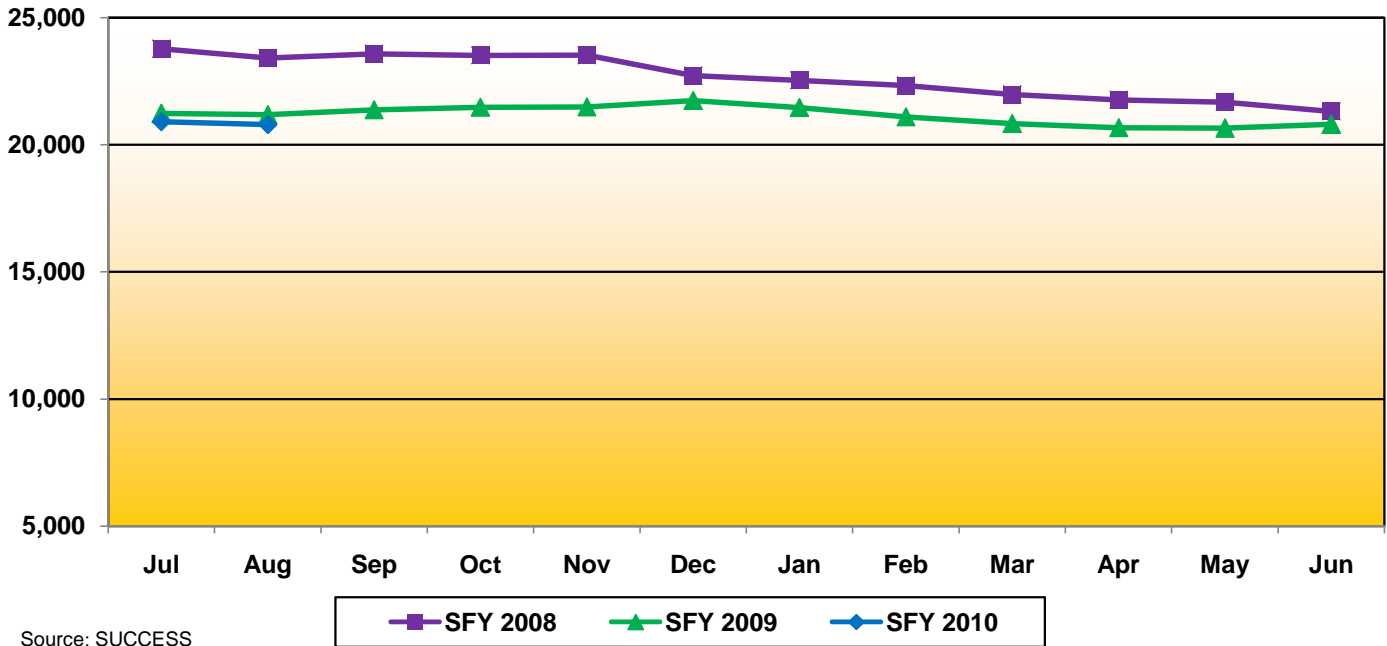
Medicaid (Family) Standard of Promptness

5

Of all the Family Medicaid applications for benefits, the percentage that was completed within the mandated Standard of Promptness (SOP). **State Target: greater than or equal to 96.0%**
Source: SUCCESS

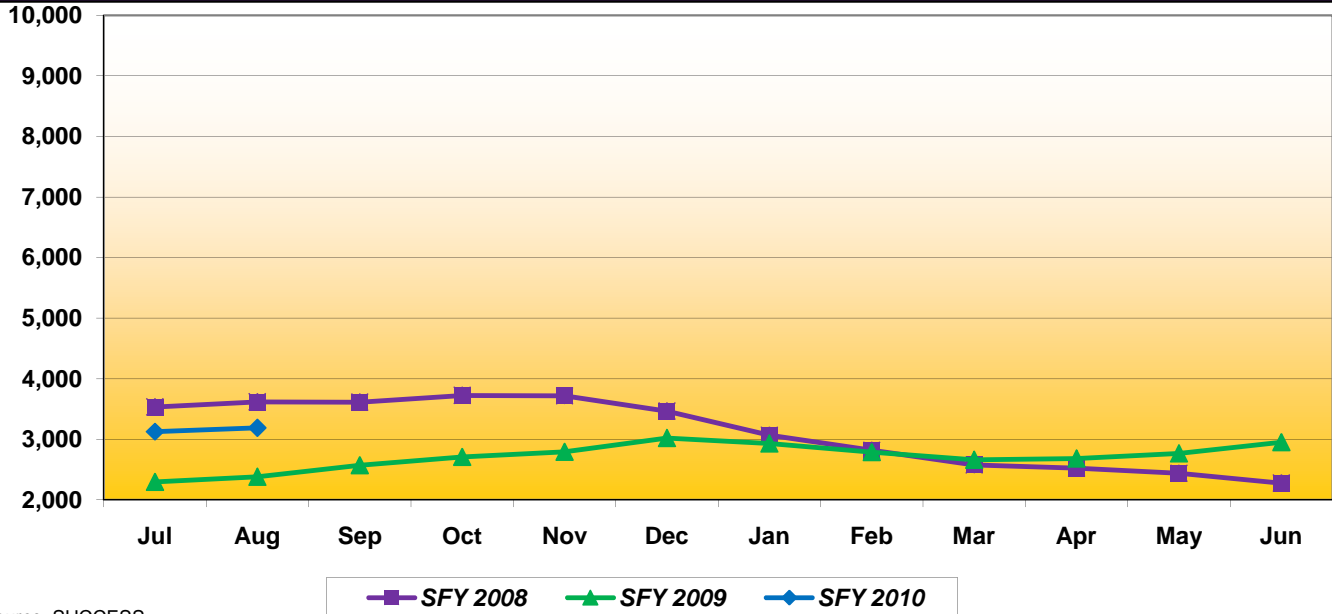


TANF Cases



Jul	Aug	Sep	Oct	Nov	Dec	Jan	Feb	Mar	Apr	May	Jun
23,778	23,410	23,574	23,521	23,525	22,719	22,538	22,336	21,977	21,768	21,678	21,318
21,231	21,189	21,378	21,478	21,494	21,743	21,467	21,098	20,837	20,671	20,656	20,803
20,911	20,798										

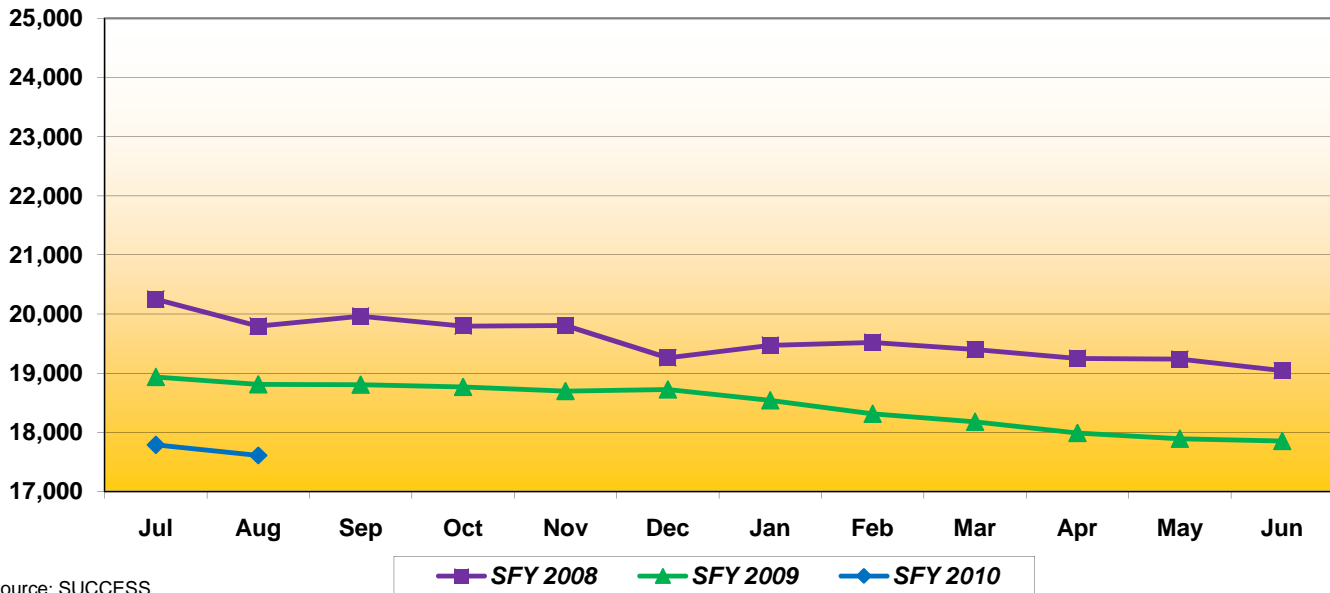
TANF Cases - Adult



Source: SUCCESS

Jul	Aug	Sep	Oct	Nov	Dec	Jan	Feb	Mar	Apr	May	Jun
3,530	3,615	3,611	3,722	3,718	3,461	3,069	2,819	2,576	2,521	2,439	2,273
2,297	2,378	2,571	2,709	2,795	3,019	2,928	2,788	2,660	2,681	2,766	2,952
3,126	3,188										

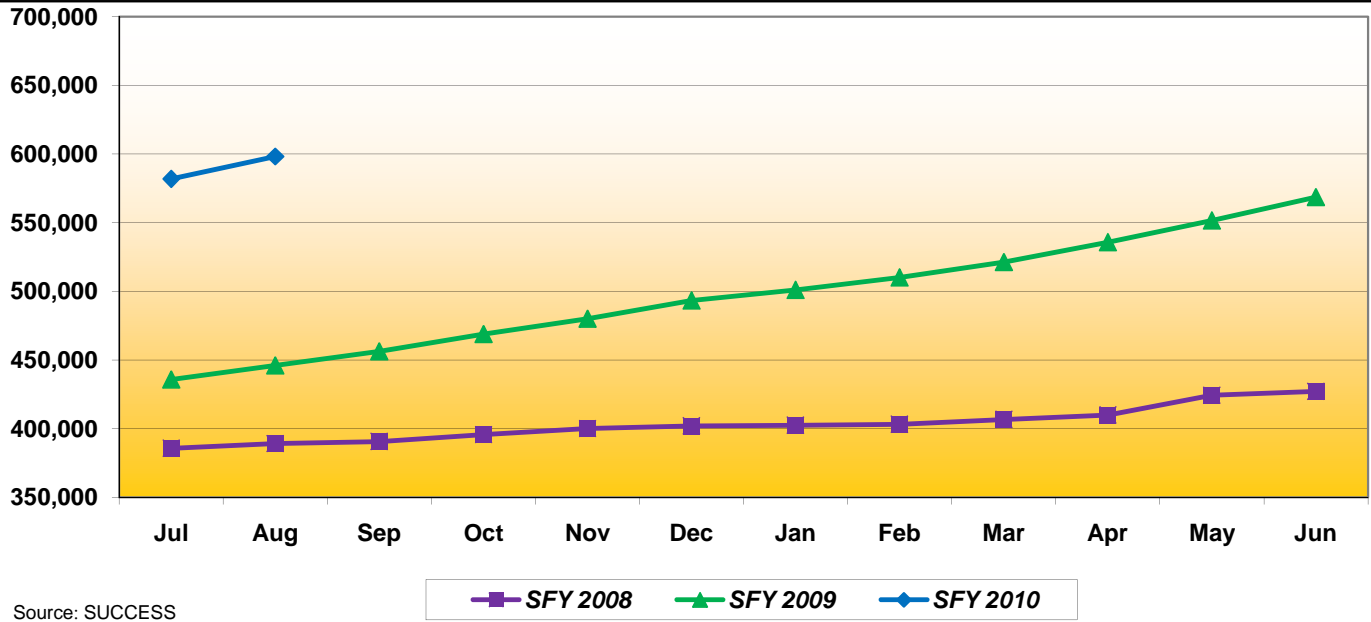
TANF Cases - Child Only



Source: SUCCESS

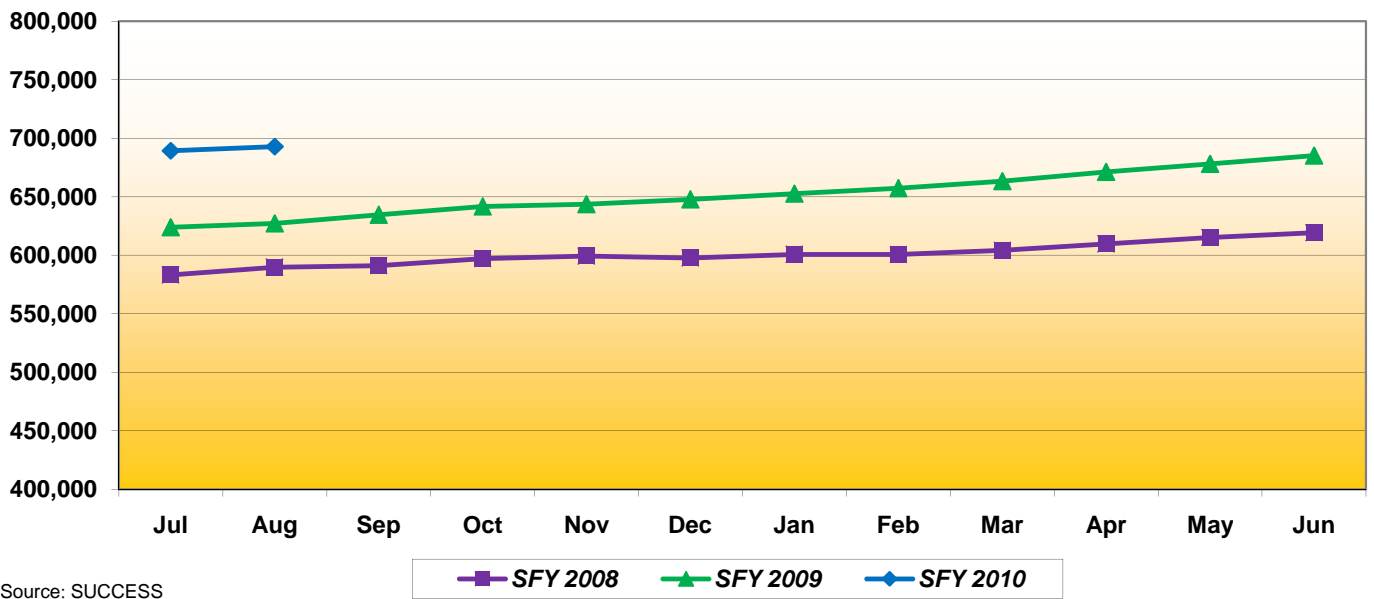
Jul	Aug	Sep	Oct	Nov	Dec	Jan	Feb	Mar	Apr	May	Jun
20,248	19,794	19,963	19,797	19,807	19,258	19,469	19,517	19,401	19,247	19,239	19,045
18,934	18,811	18,807	18,769	18,699	18,724	18,539	18,310	18,177	17,990	17,890	17,851
17,785	17,610										

Food Stamp Cases



Jul	Aug	Sep	Oct	Nov	Dec	Jan	Feb	Mar	Apr	May	Jun
385,577	389,220	390,538	395,695	400,169	401,851	402,330	403,021	406,577	409,839	424,362	427,150
435,804	446,050	456,274	468,848	480,103	493,228	500,954	509,986	521,253	535,605	551,498	568,542
581,710	598,126										

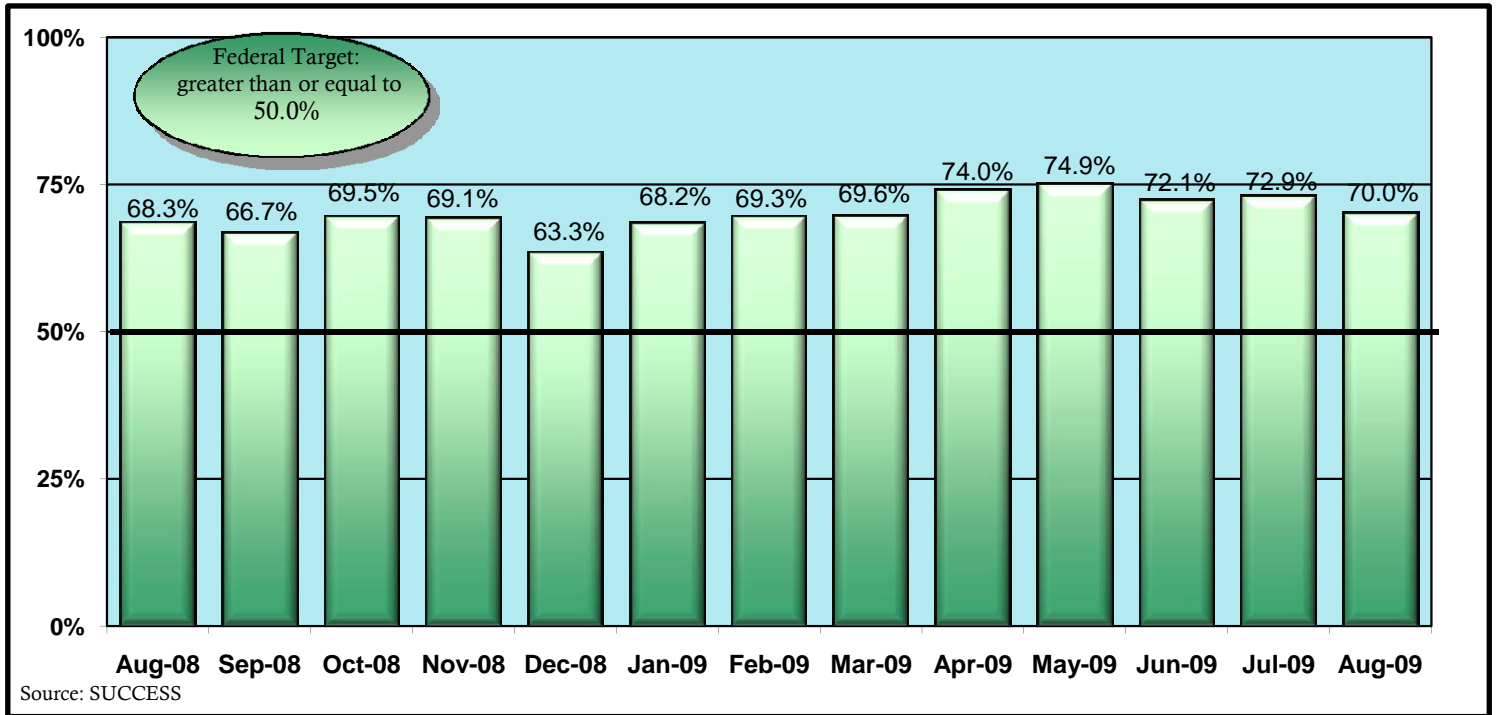
Medicaid Cases



Jul	Aug	Sep	Oct	Nov	Dec	Jan	Feb	Mar	Apr	May	Jun
583,218	589,831	591,259	597,221	599,518	597,777	600,739	600,890	604,355	609,750	615,327	619,436
624,150	627,369	634,654	641,789	643,827	647,760	652,838	657,302	663,485	671,324	678,214	685,321
689,390	693,057										

TANF Work Participation Rate

Def: Of all the families with a TANF work requirement, the percentage of families that met the work requirement.

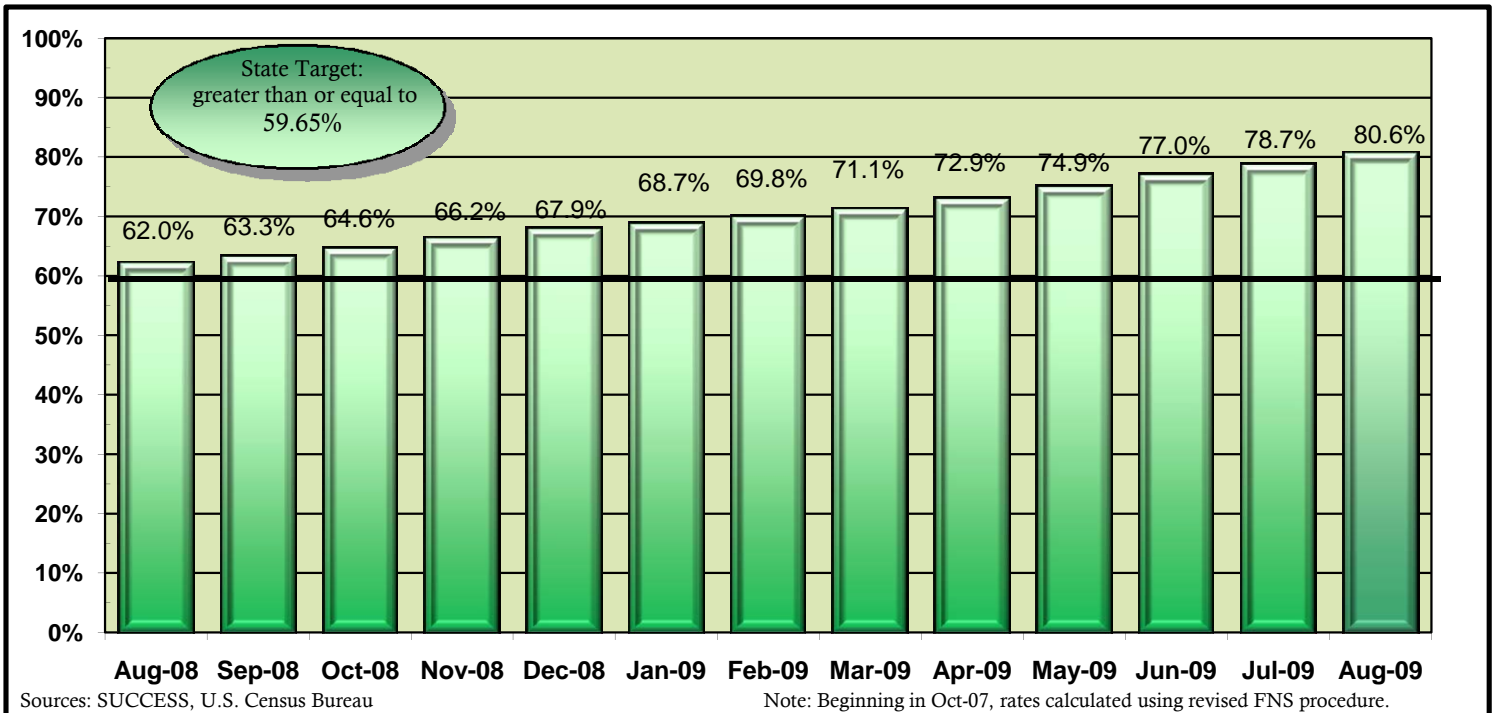


Aug-08	Sep-08	Oct-08	Nov-08	Dec-08	Jan-09	Feb-09	Mar-09	Apr-09	May-09	Jun-09	Jul-09	Aug-09
68.3%	66.7%	69.5%	69.1%	63.3%	68.2%	69.3%	69.6%	74.0%	74.9%	72.1%	72.9%	70.0%

Note: State Target is greater than or equal to 70%.

Food Stamp Participation Rate

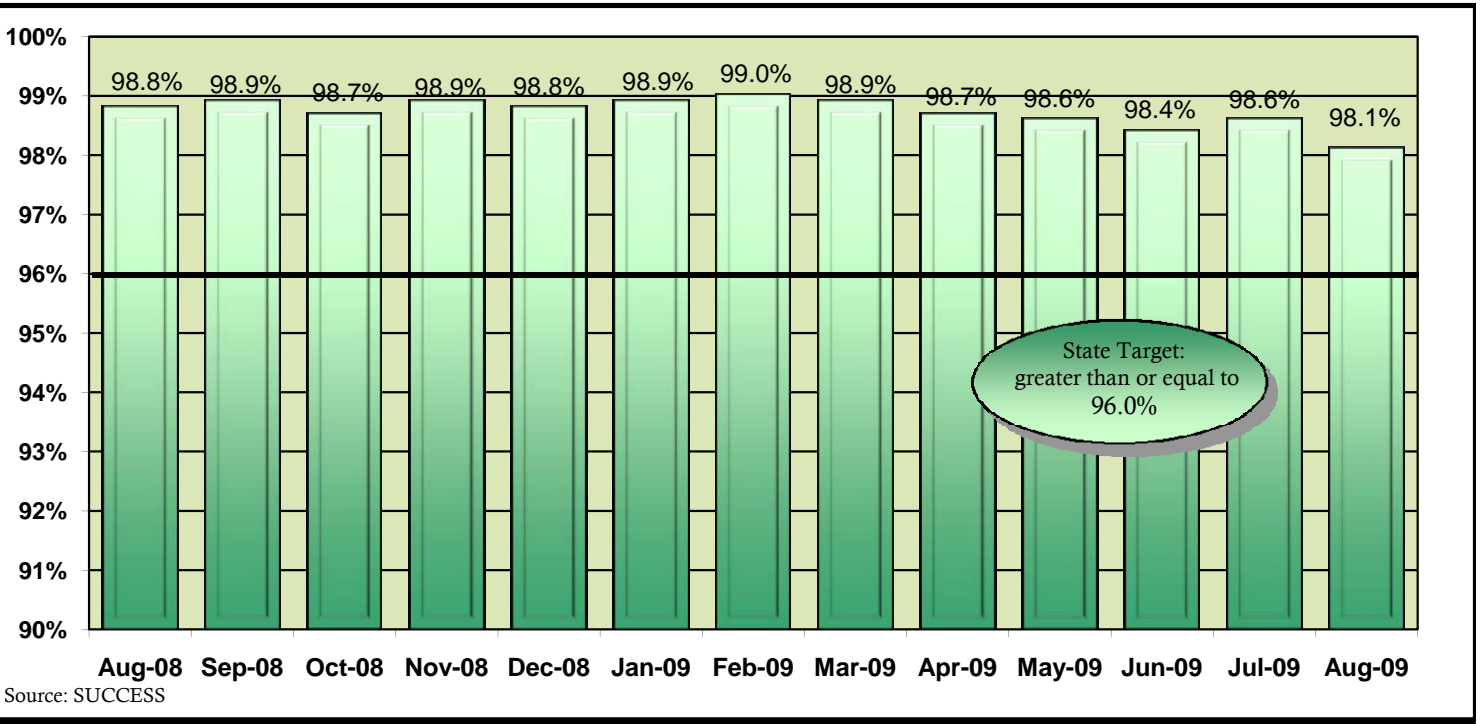
Def: The ratio of number of food stamp persons over the estimated persons at or below 125% of the Poverty level



Aug-08	Sep-08	Oct-08	Nov-08	Dec-08	Jan-09	Feb-09	Mar-09	Apr-09	May-09	Jun-09	Jul-09	Aug-09
62.0%	63.3%	64.6%	66.2%	67.9%	68.7%	69.8%	71.1%	72.9%	74.9%	77.0%	78.7%	80.6%

Medicaid (ABD) SOP

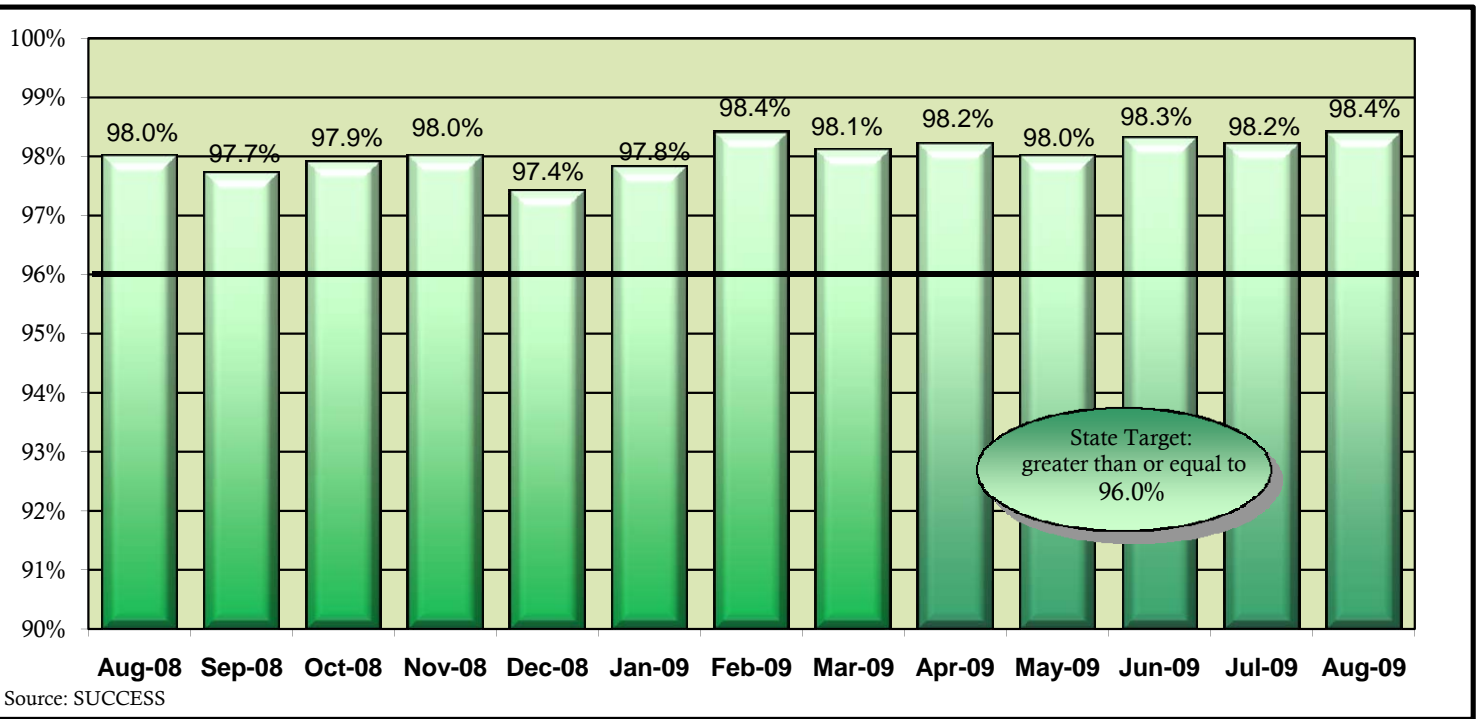
Def: Of all the Aged, Blind, Disabled Medicaid applications for benefits, the percentage that was completed within the mandated Standard of Promptness (SOP).



Aug-08	Sep-08	Oct-08	Nov-08	Dec-08	Jan-09	Feb-09	Mar-09	Apr-09	May-09	Jun-09	Jul-09	Aug-09
98.8%	98.9%	98.7%	98.9%	98.8%	98.9%	99.0%	98.9%	98.7%	98.6%	98.4%	98.6%	98.1%

Medicaid (Family) SOP

Def: Of all the Family Medicaid applications for benefits, the percentage that was completed within the mandated Standard of Promptness (SOP).



Aug-08	Sep-08	Oct-08	Nov-08	Dec-08	Jan-09	Feb-09	Mar-09	Apr-09	May-09	Jun-09	Jul-09	Aug-09
98.0%	97.7%	97.9%	98.0%	97.4%	97.8%	98.4%	98.1%	98.2%	98.0%	98.3%	98.2%	98.4%