


State Advisory Board Meeting

September 8, 2020

Welcome and Introductions

Approval of September 14, 2020 agenda



BRIAN P. KEMP
GOVERNOR

TOM C. RAWLINGS
DIVISION DIRECTOR

Division of Family and Children Services Advisory Board Meeting
September 8, 2020
10:00am – 12:30pm
Virtual Meeting via Microsoft Teams
[Join Microsoft Teams Meeting](#)
+1 470-344-9228
Conference ID: 279 575 8#

AGENDA

Call to Order /Welcome	-Chair Zeanah
-Approval of Agenda	
-Approval of Minutes	
DFCS Director Updates	-Tom Rawlings, DFCS Director
Child Welfare Update	-Mary Havick, DFCS Deputy Director, Child Welfare
OFI Updates	- Jon Anderson, DFCS Deputy Director, OFI
Board Officer Nominations	- Chair Zeanah
Review Summary of 2019 County Board Reports	- Board Executive Committee
Board Member Regional Reports	-Board Members
Closing Remarks/ Adjournment	- Board Chair

Next Meeting: November 10, 2020

Meeting open to the public

SAFE CHILDREN. STRENGTHENED FAMILIES. STRONGER GEORGIA.
305 LAUREL STREET, SUITE 1600, ATLANTA, GA 30303

Approval of July 14, 2020 meeting minutes

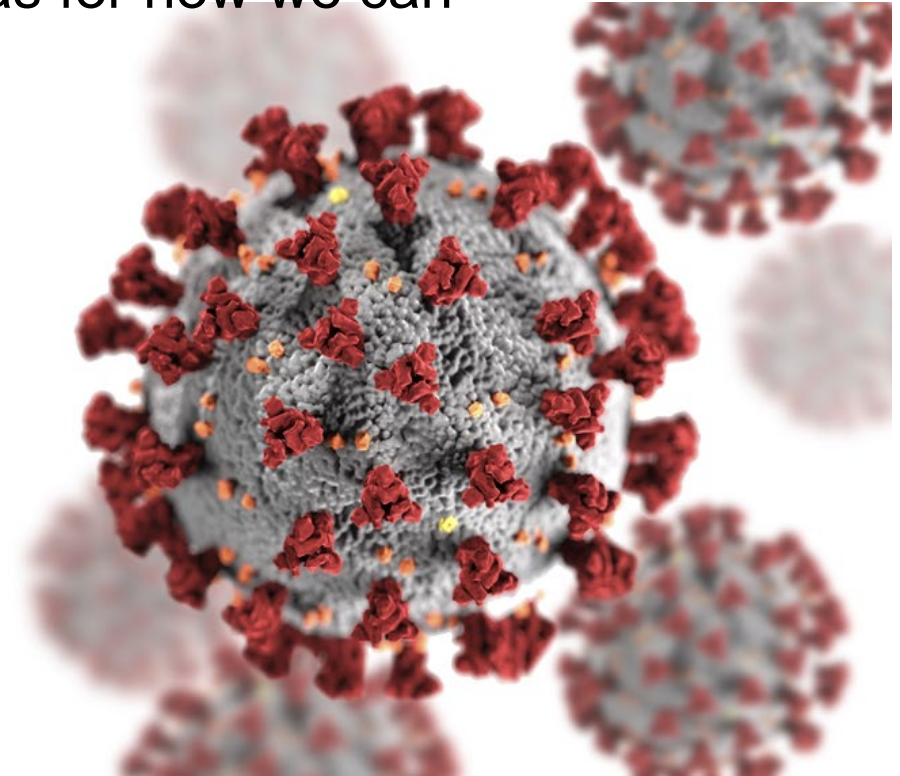


Tom C. Rawlings

Director

COVID-19 Pandemic response

- Reopening
- Telework
- Employee Assistance Program (EAP)
- Direct questions about returning to in-person work or ideas for how we can facilitate the safe return of staff to work to DFCSCovidQuestions@dhs.ga.gov



2020 State of Hope Sites Announced!

Greetings Hope Givers,

We are excited to announce that the third application round has concluded. After a robust submission season, 17 local community organizations have been selected to receive seed and continuation funding. Our mission is to cultivate family-centered support systems by connecting, equipping, and nurturing these diverse community collaborators:

- **Three Circles Foundation** – Region 1
- **LIFT Youth Services** – Region 1
- **Future Shepherds** – Region 4
- **Team-Up Mentoring** – Region 5
- **Family Promise of Athens** – Region 5
- **Oconee Area Resource Council** – Region 5
- **Communities in Schools - Augusta Richmond County** – Region 7
- **Quitman County Family Connection** – Region 8
- **Enrichment Services Program** – Region 8
- **Sylvester-Worth County Family Connection** – Region 10
- **Early County Family Connection** – Region 10
- **Georgia Pines Community Service Board** – Region 10
- **Lanier Commission for Children** – Region 11
- **Okefenokee Alliance for the Homeless** – Region 11
- **Chatham County Safety Net Planning Council** – Region 12
- **United Way of the Coastal Empire** – Region 12
- **Osborne High School – Cobb County** – Region 13

We look forward to supporting these groups with their SoH efforts that focus on one or more of our four opportunities for hope: **Education, being/becoming Trauma-Informed, Quality Caregiving and Economic Self-Sufficiency**. These are the priority areas that we believe will have the greatest impact on keeping children safe, strengthening families and empowering communities.

[For more information](#) or to be added to the SoH mailing list, email StateofHope@dhs.ga.gov.

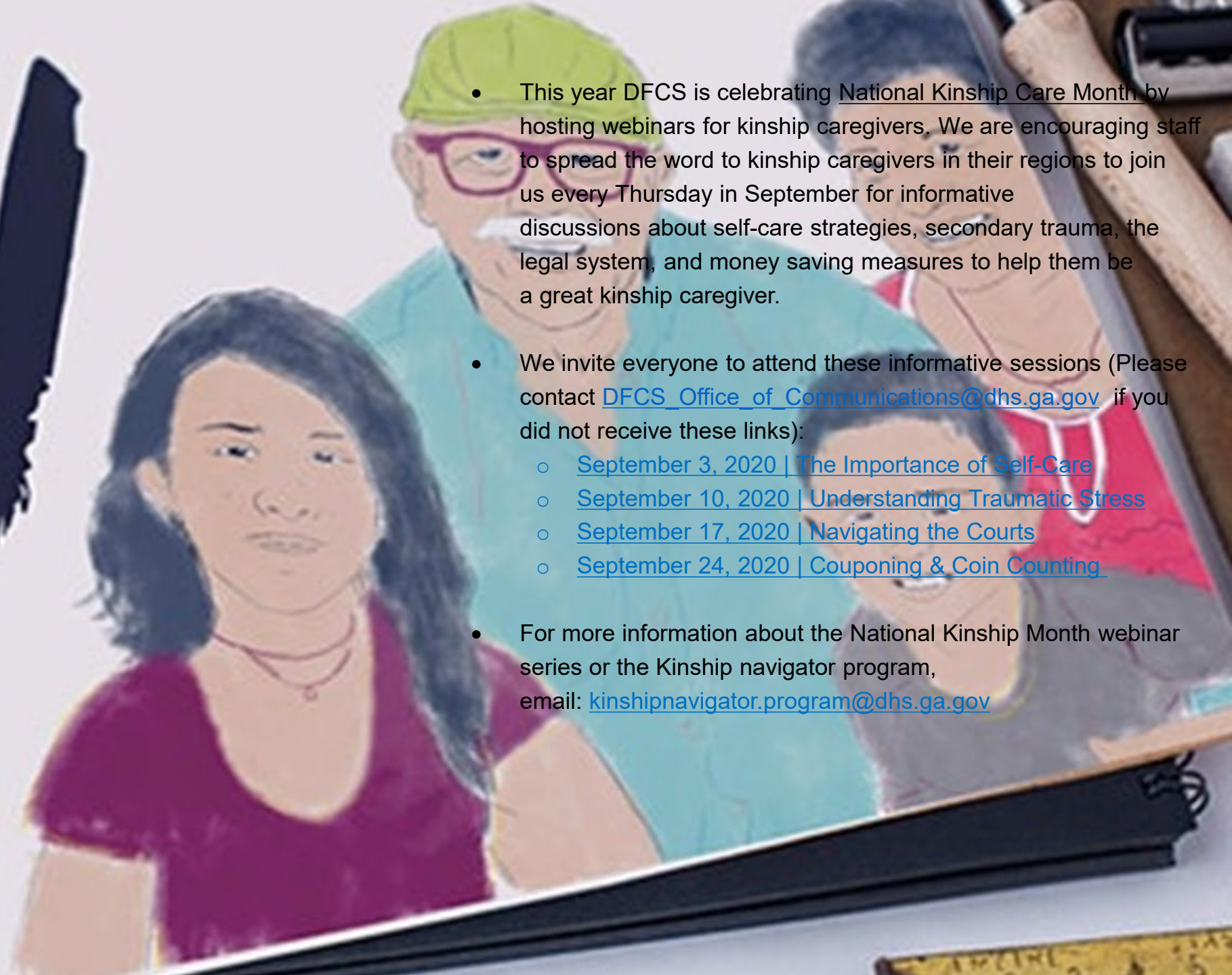
In Hope,

Tom Rawlings
Division Director



#YES WE KIN!

KINSHIP CARE MONTH



- This year DFCS is celebrating National Kinship Care Month by hosting webinars for kinship caregivers. We are encouraging staff to spread the word to kinship caregivers in their regions to join us every Thursday in September for informative discussions about self-care strategies, secondary trauma, the legal system, and money saving measures to help them be a great kinship caregiver.
- We invite everyone to attend these informative sessions (Please contact [DFCS Office of Communications@dhs.ga.gov](mailto:DFCS_Office_of_Communications@dhs.ga.gov) if you did not receive these links):
 - [September 3, 2020 | The Importance of Self-Care](#)
 - [September 10, 2020 | Understanding Traumatic Stress](#)
 - [September 17, 2020 | Navigating the Courts](#)
 - [September 24, 2020 | Couponing & Coin Counting](#)
- For more information about the National Kinship Month webinar series or the Kinship navigator program, email: kinshipnavigator.program@dhs.ga.gov

Questions?

Contact me:

Tom Rawlings, Division Director

Tom.Rawlings@dhs.ga.gov

SFY 21 Amended and SFY 22 Budgets

Chris Wright
Senior Director Budget Services



FY 2021 Amended Budget | Requests

- **Adoption Services**

- Workload adjustment based on caseload growth in adoptions - \$4,096,675
- Reduce state funds to reflect increase in FMAP rate - (\$1,161,063)

- **Out-of-Home Care**

- Reduce state funds to reflect increase in FMAP rate - (\$887,126)

FY 2022 Budget | Requests

- **Adoption Services**

- Workload adjustment based on caseload growth in adoptions - \$4,096,675

- **Out-of-Home Care**

- Recognize loss of Title IV-E funds associated with the October 1, 2021 implementation of Family First - \$9,000,000

Questions

Tom C. Rawlings

Director, DFCS

Tom.Rawlings@dhs.ga.gov

Office | 404.463.9234

Clifford O'Connor

Chief Financial Officer, DFCS

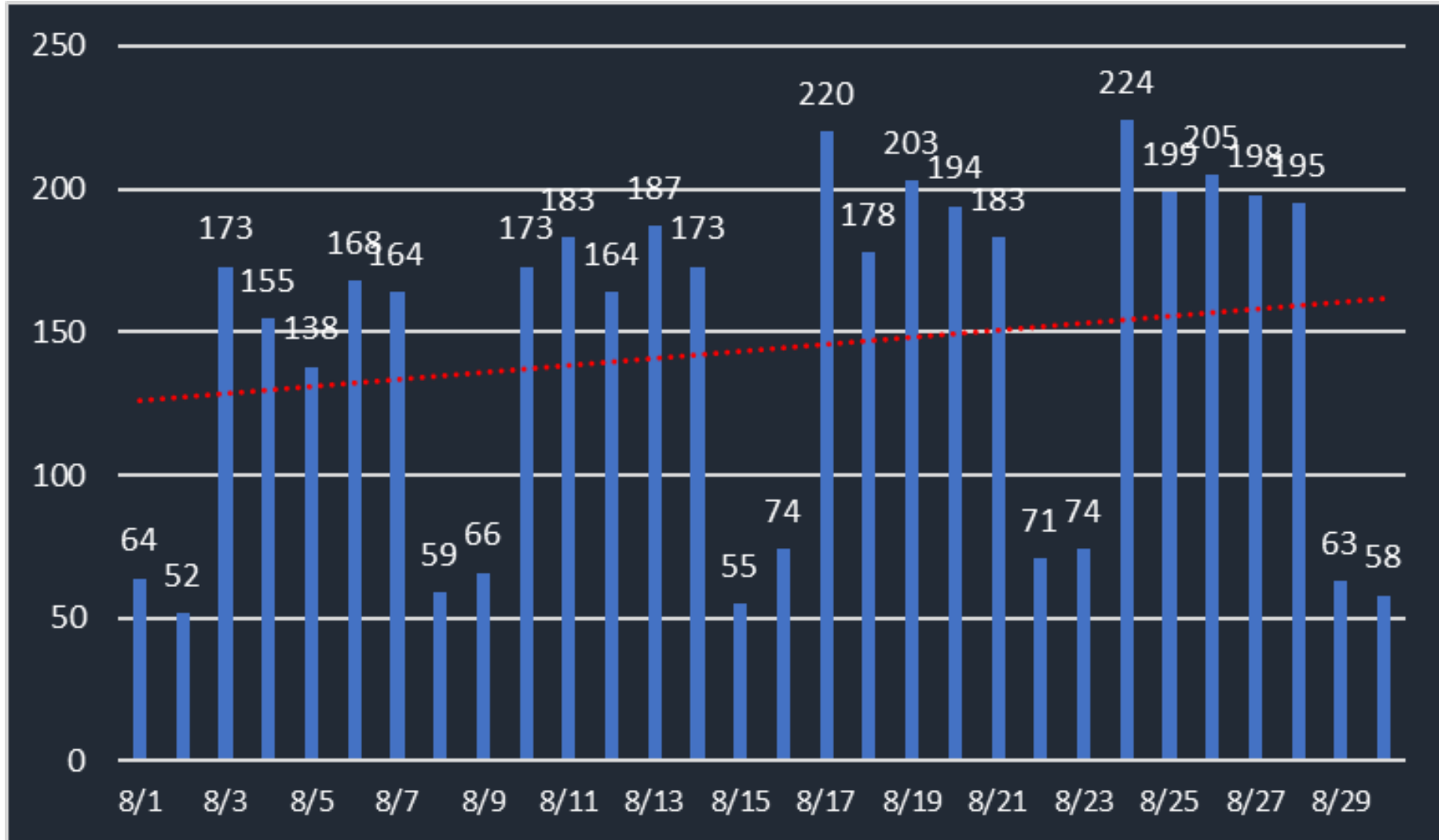
Clifford.O'Connor@dhs.ga.gov

Office | 404.463.1005

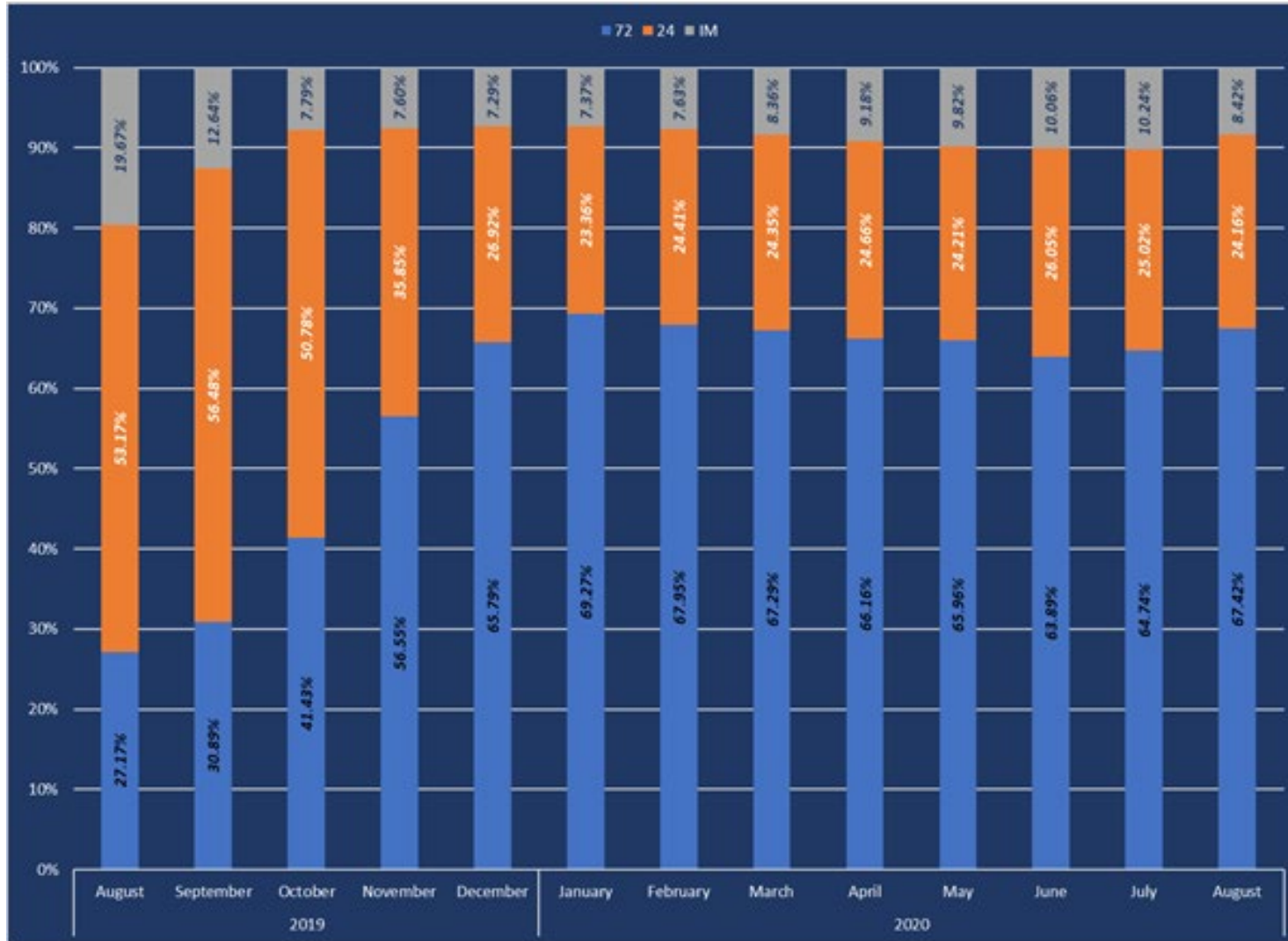


Child Welfare Updates

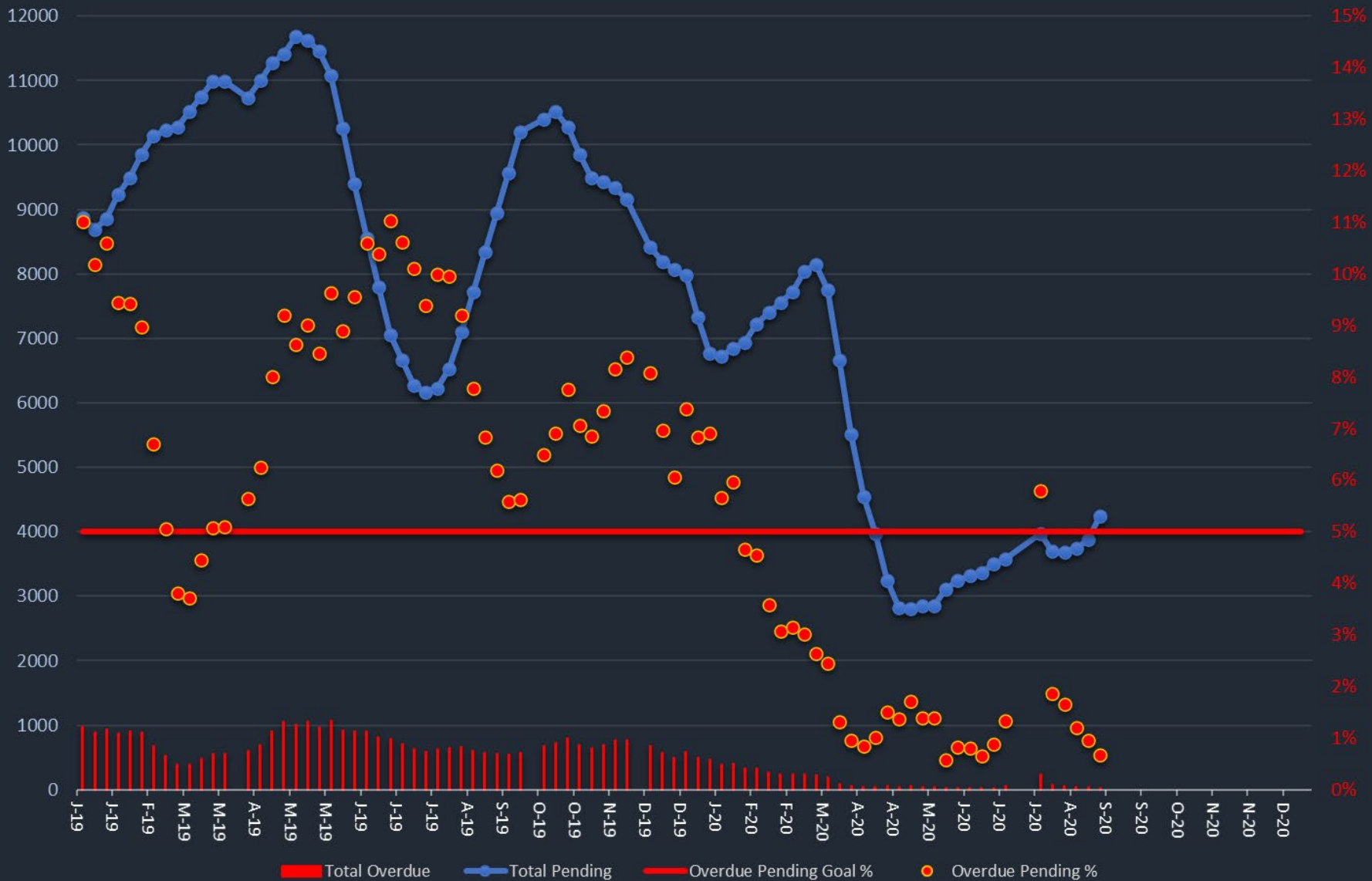
August 2020 Intake Assignments



Assigned Priority Response Time



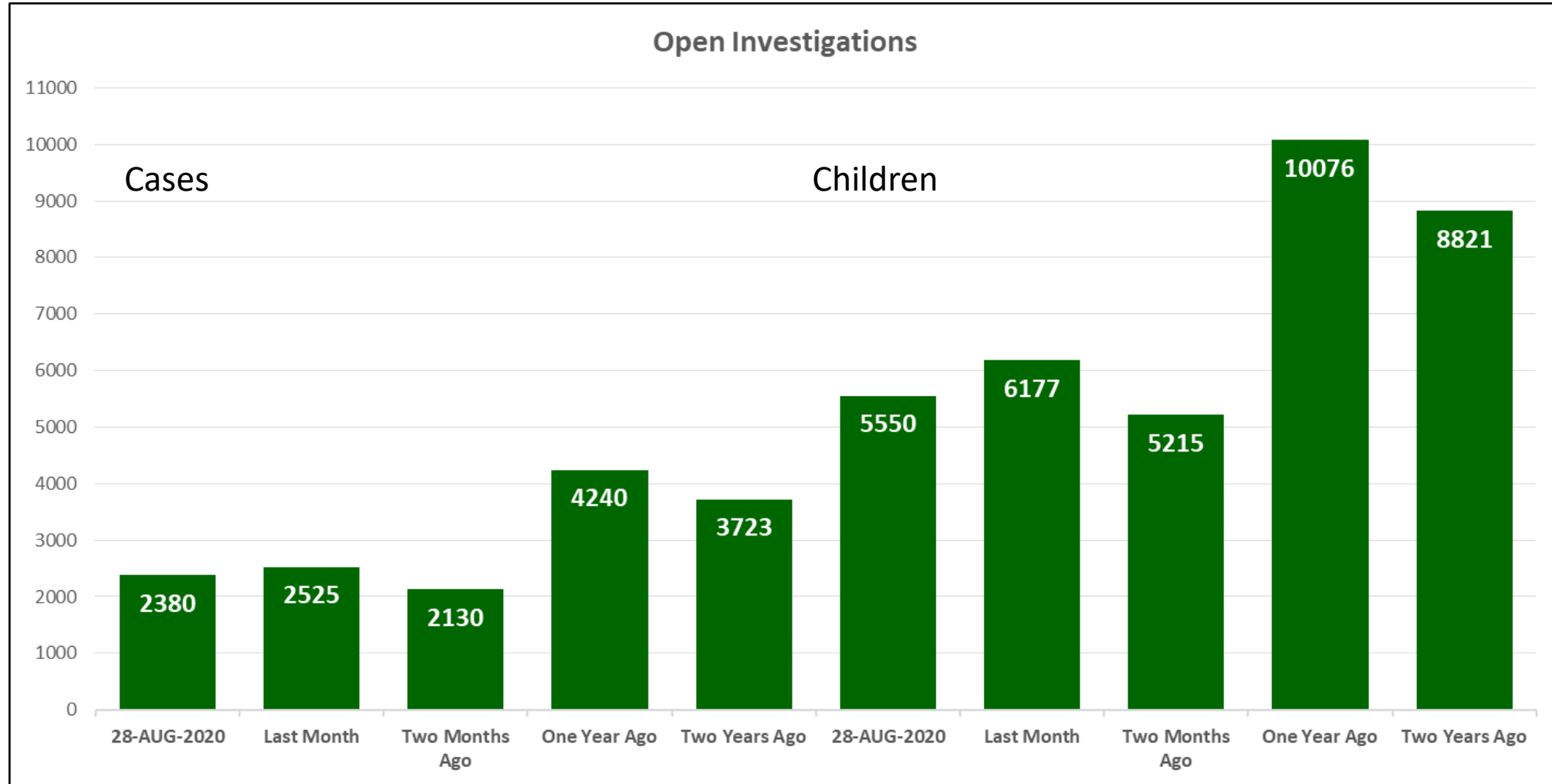
STATE OF GEORGIA
Total Pending INV/FSS



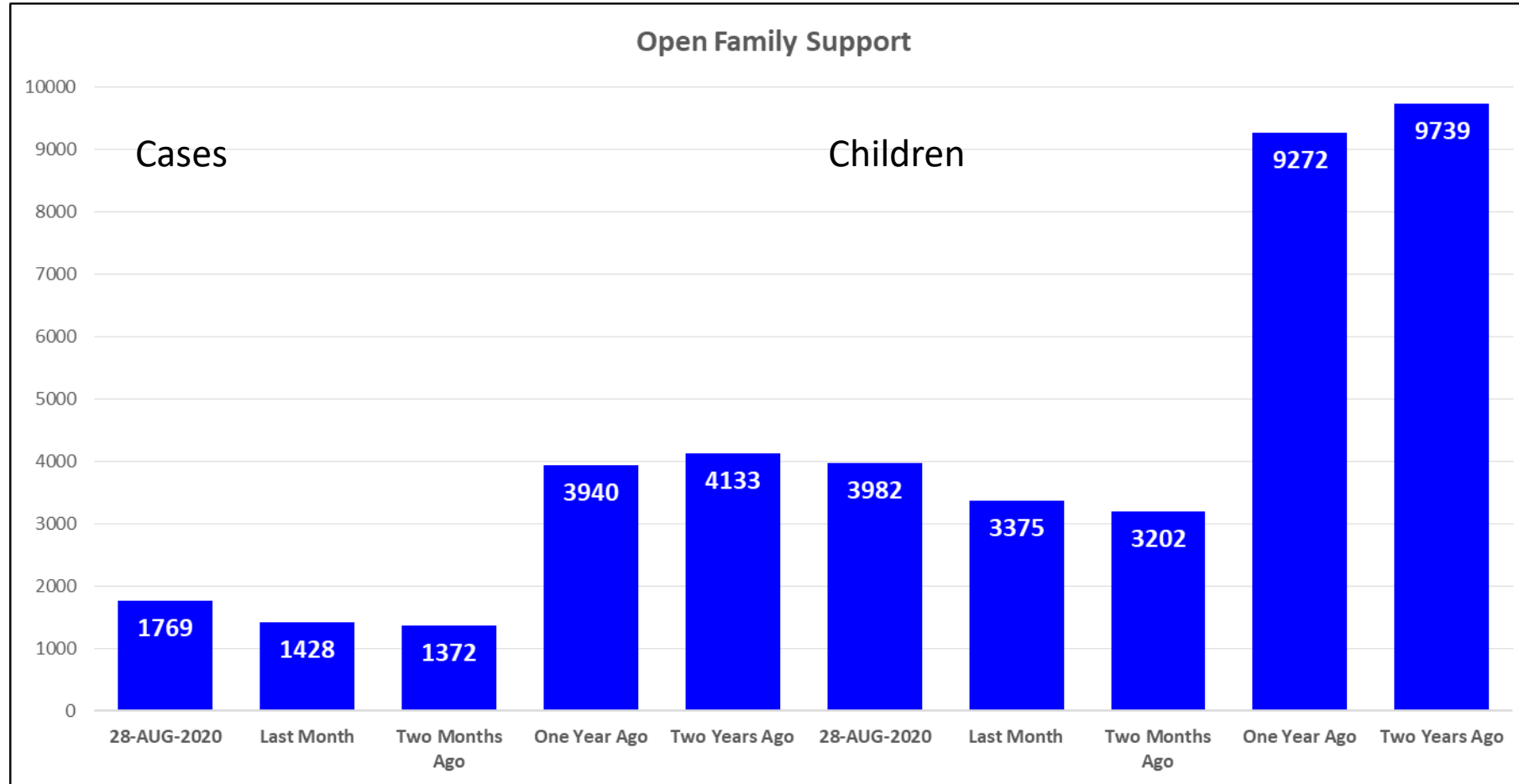
Family Support and CPS Investigation Timeliness

	<i>FSS</i>	<i>INV</i>	<i>TOTAL</i>
Region	<i>Timely Pending %</i>	<i>Timely Pending %</i>	<i>Timely Pending %</i>
1	100.0%	99.4%	99.6%
2	100.0%	99.1%	99.5%
3	100.0%	98.7%	99.4%
4	100.0%	99.0%	99.4%
5	100.0%	98.5%	99.2%
6	100.0%	99.2%	99.5%
7	100.0%	98.1%	98.9%
8	100.0%	100.0%	100.0%
9	100.0%	97.1%	98.7%
10	99.0%	100.0%	99.5%
11	99.3%	98.8%	99.0%
12	99.5%	96.9%	98.3%
13	99.4%	98.3%	98.7%
14	99.5%	99.3%	99.3%
97	100.0%	0.0%	80.0%
Grand Total	99.7%	98.7%	99.2%

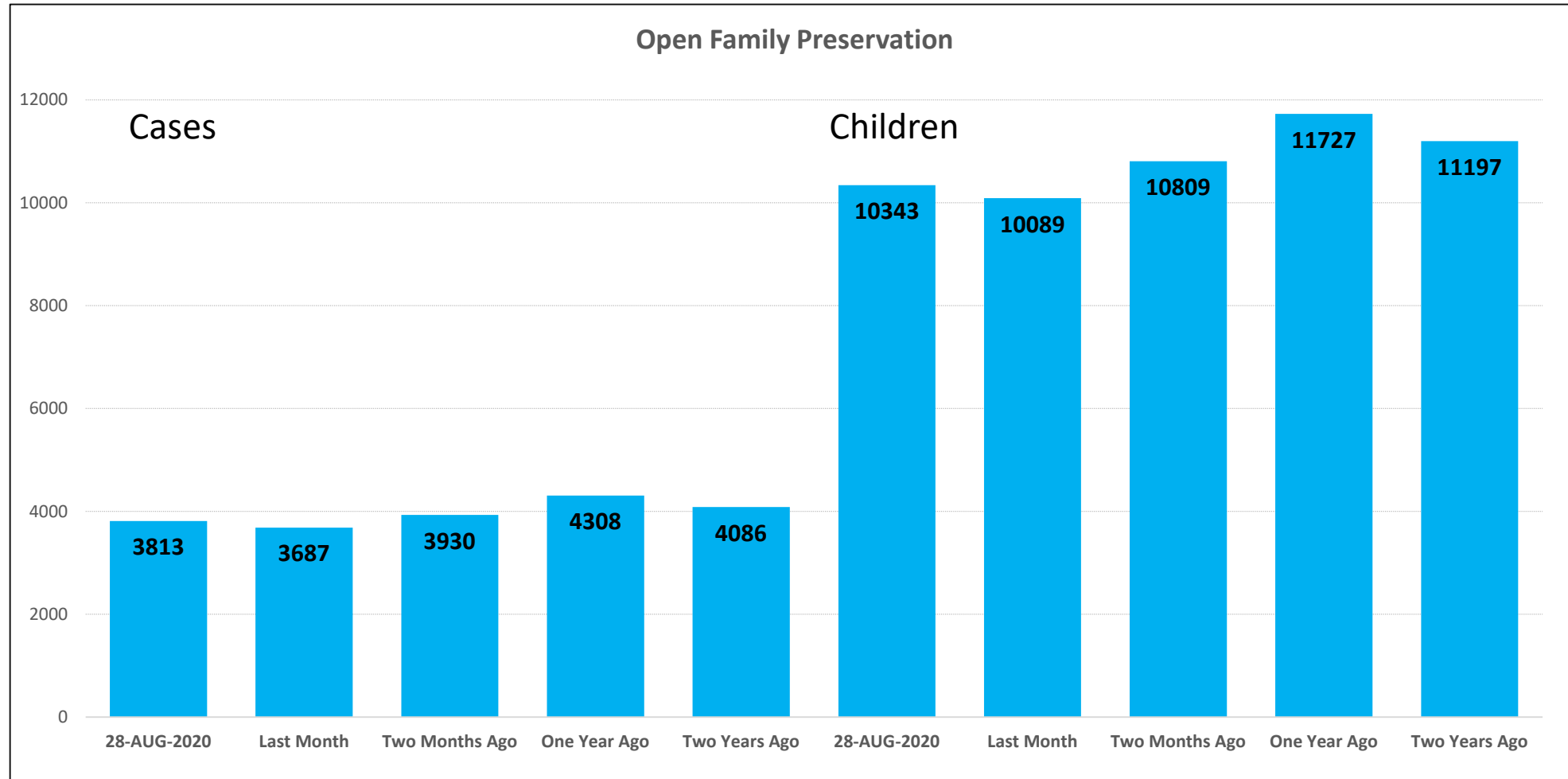
Open CPS Investigations – with Historical Data



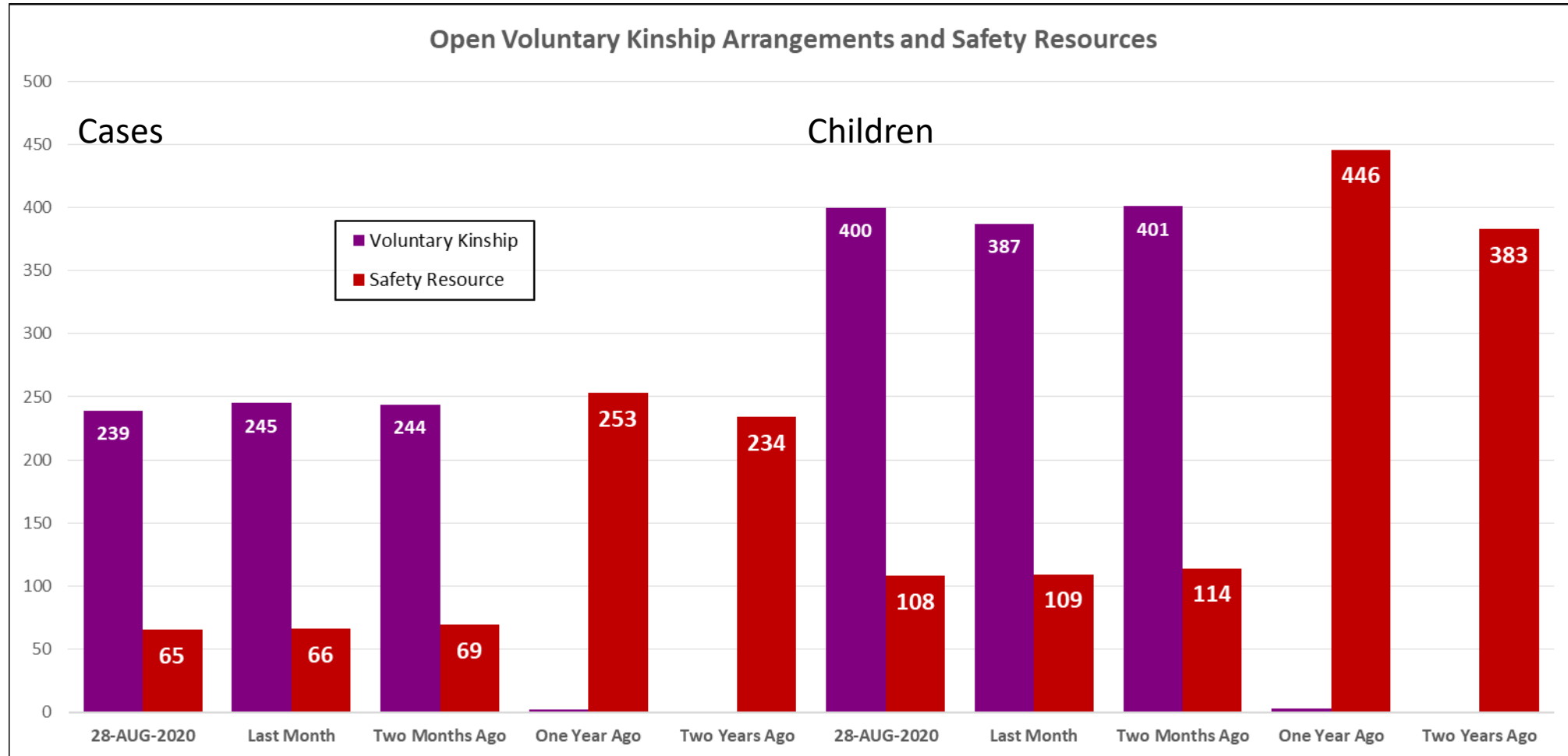
Open Family Support – with Historical Data



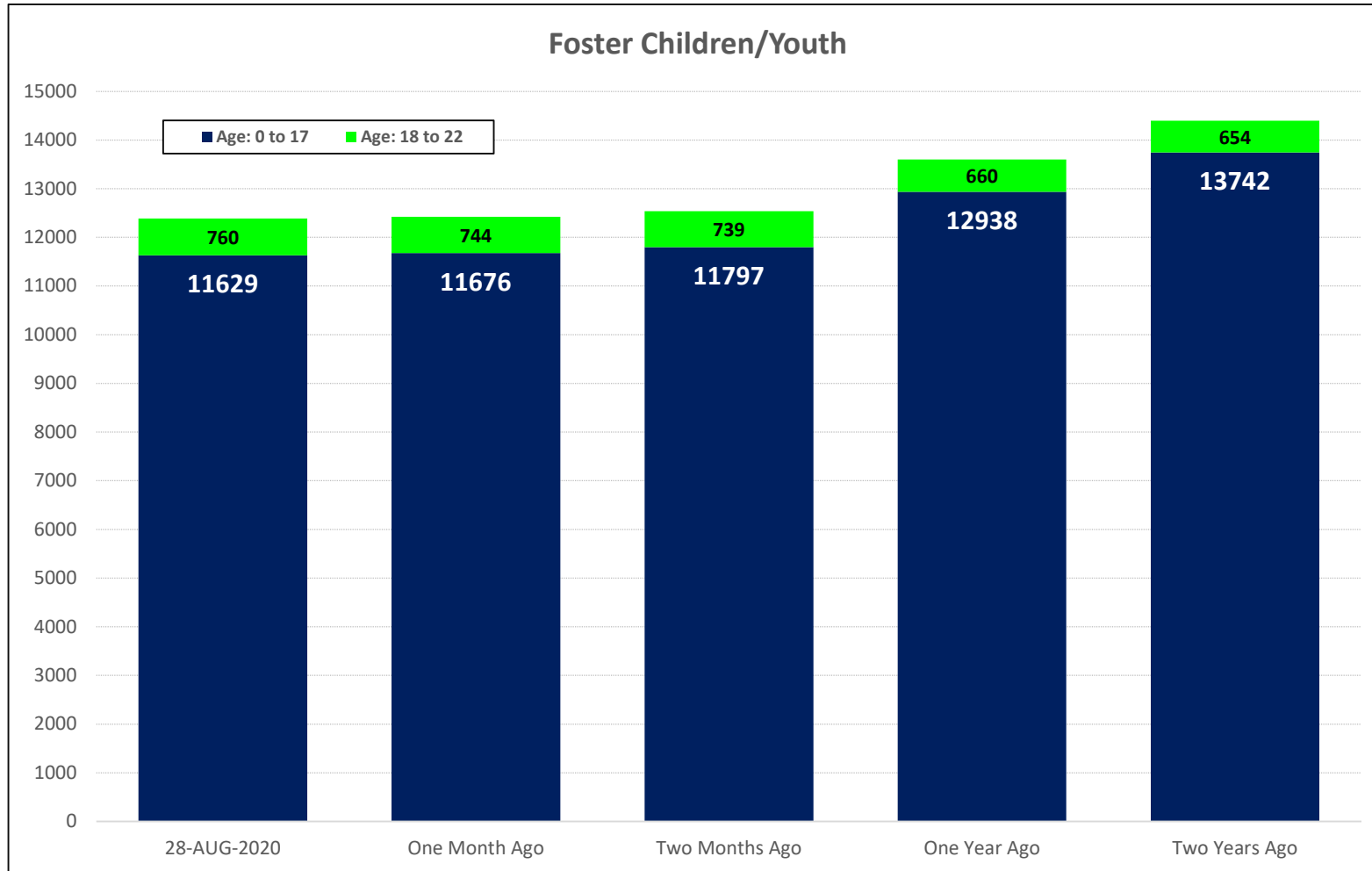
Open Family Preservation – with Historical Data



Voluntary Kinship and Safety Resources



Children / Youth in Foster Care



QUESTIONS

Mary Havick, Deputy Division Director of Child Welfare

Mary.Havick@dhs.ga.gov

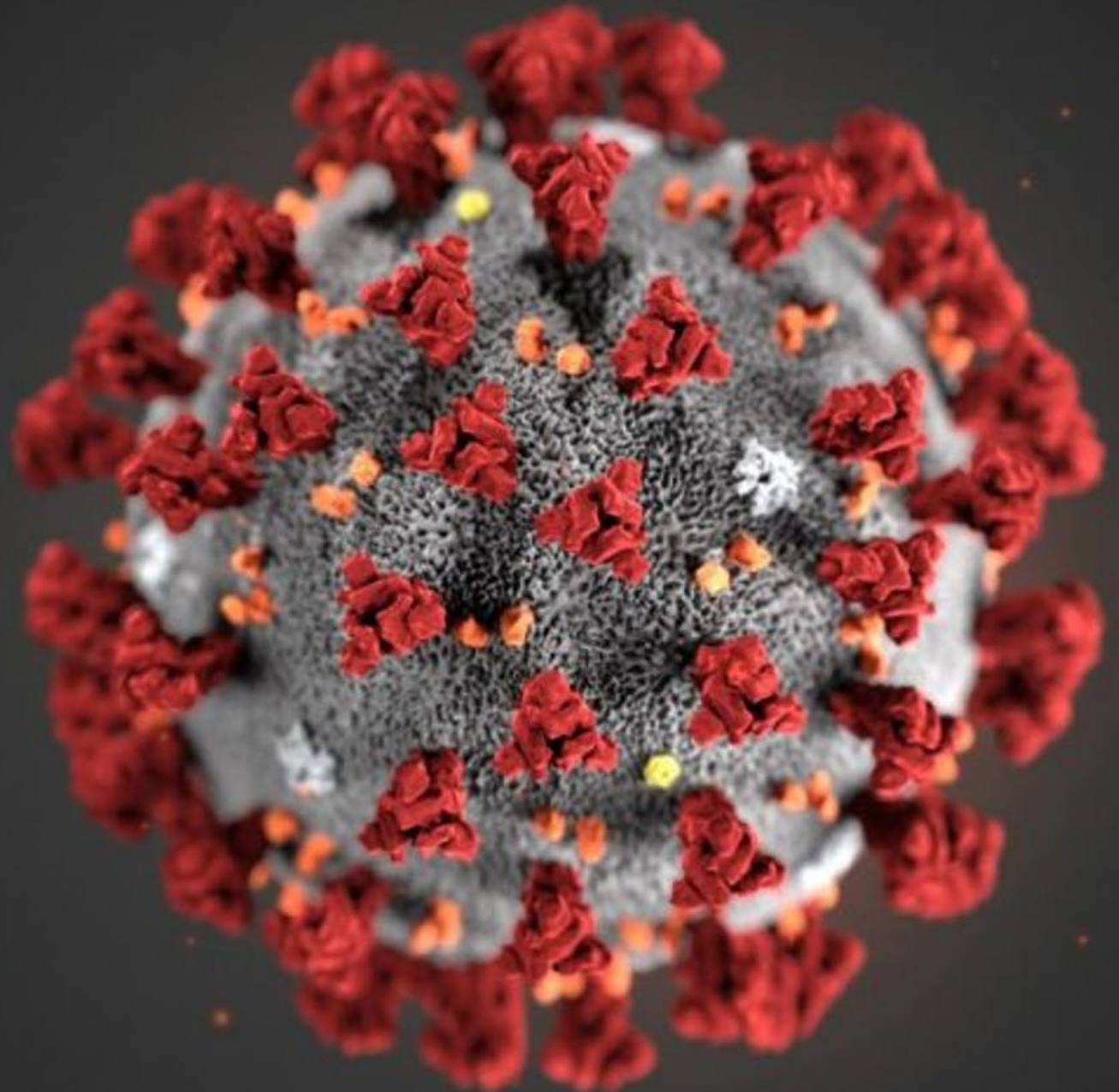


OFI
Updates

COVID-



19



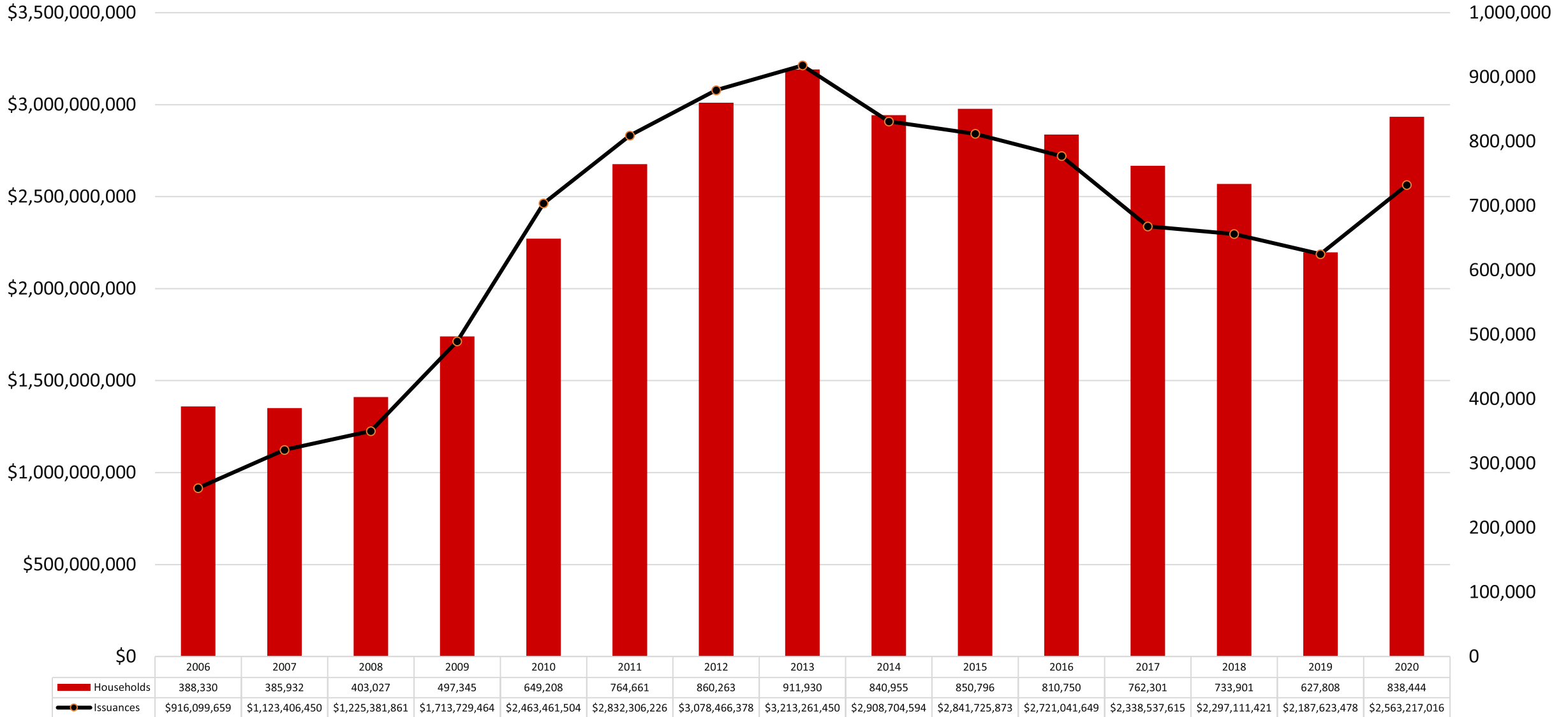
UPDATE

Contents

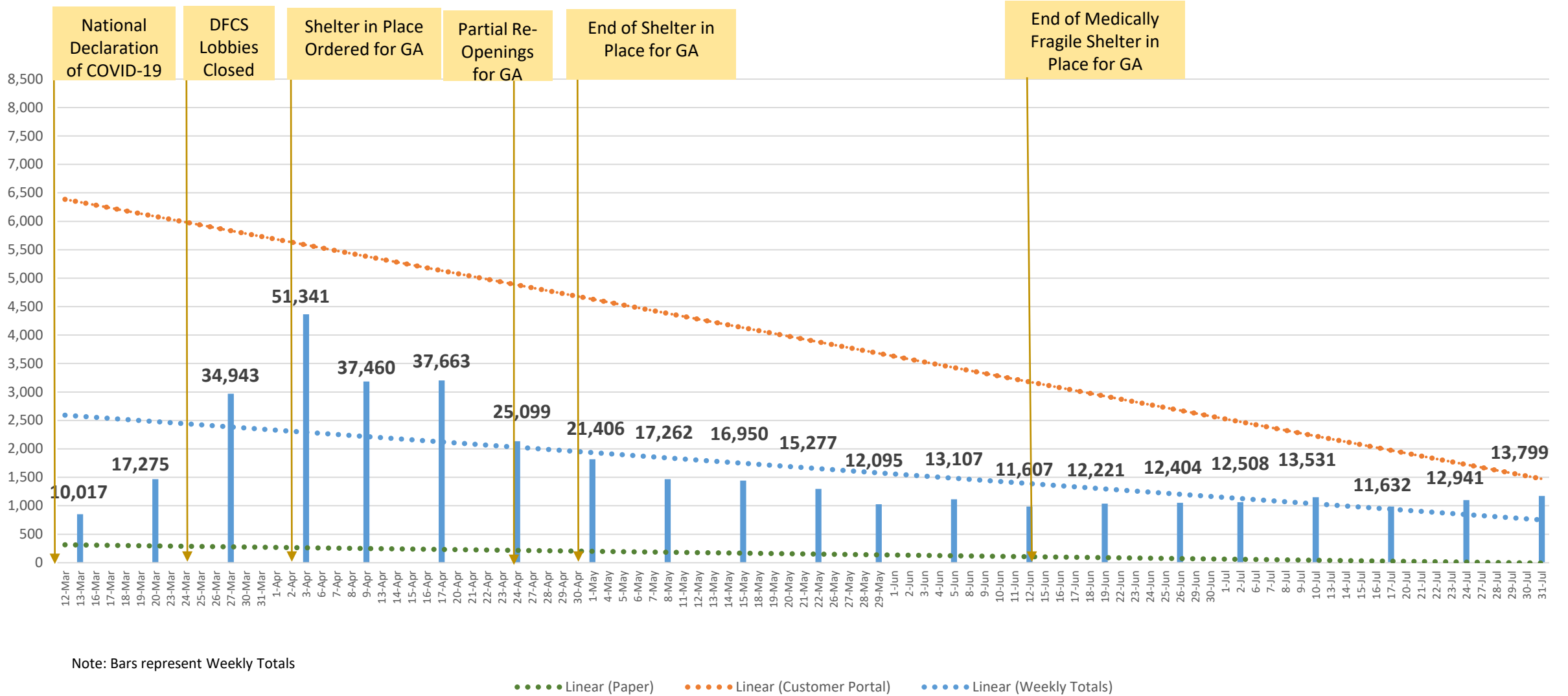


- SFY Historical Issuance Trends
- SNAP Applications Received by Date and Submission Mode
- Agency Response
- Applications Received/ Approved/ Denied
- SNAP Persons and Households
- SNAP Issuances – April 2019 – July 2020
- Feb. 2020 – July 2020 (All Issuances)
- July 2020 Total Issuances

SFY Historical Issuance Trends



SNAP Applications Received by Date and Submission Mode



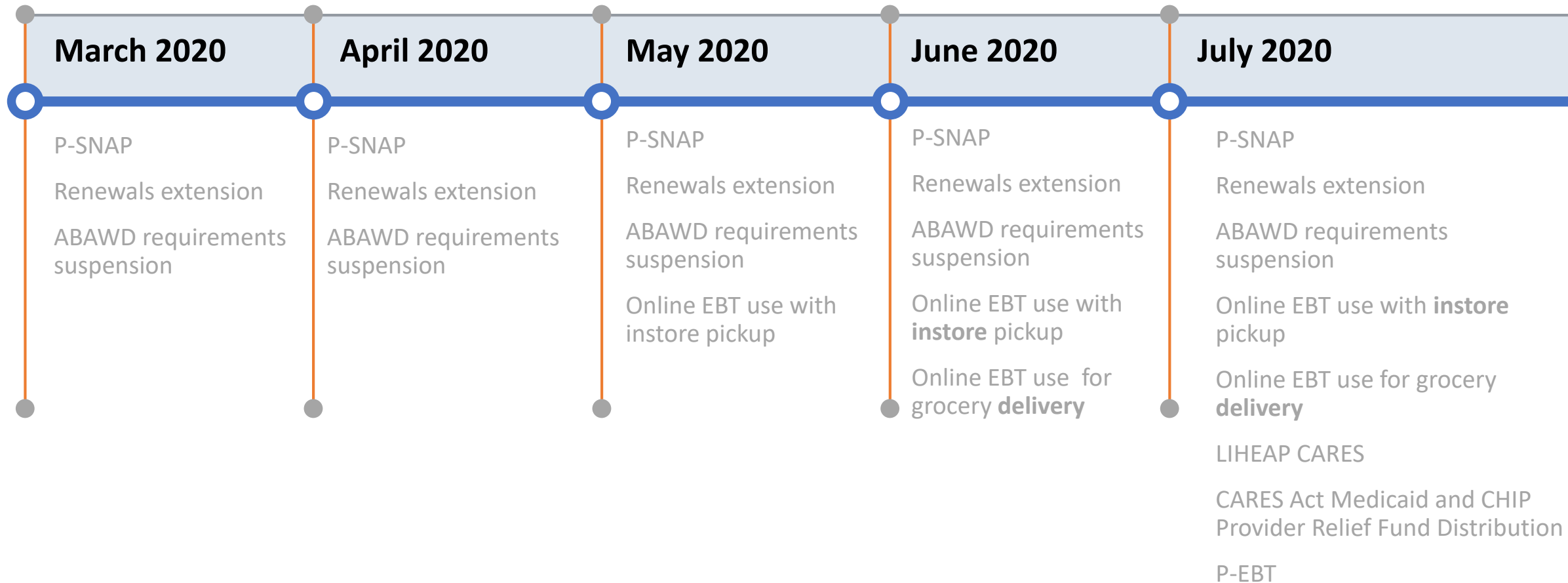
Note: Bars represent Weekly Totals

●●●● Linear (Paper)
 ●●●● Linear (Customer Portal)
 ●●●● Linear (Weekly Totals)

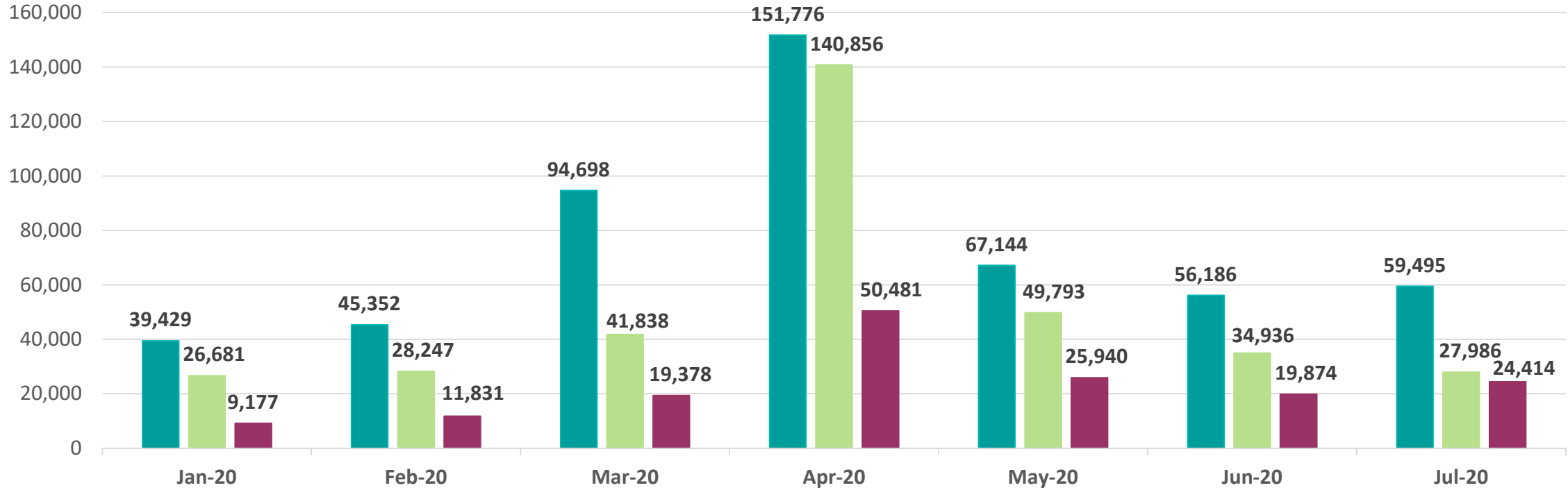


COVID-19

Agency Response



SNAP Applications Received-Approved-Denied



	Jan-20	Feb-20	Mar-20	Apr-20	May-20	Jun-20	Jul-20
# Apps Received	39,429	45,352	94,698	151,776	67,144	56,186	59,495
# Apps Approved	26,681	28,247	41,838	140,856	49,793	34,936	27,986
# Apps Denied	9,177	11,831	19,378	50,481	25,940	19,874	24,414

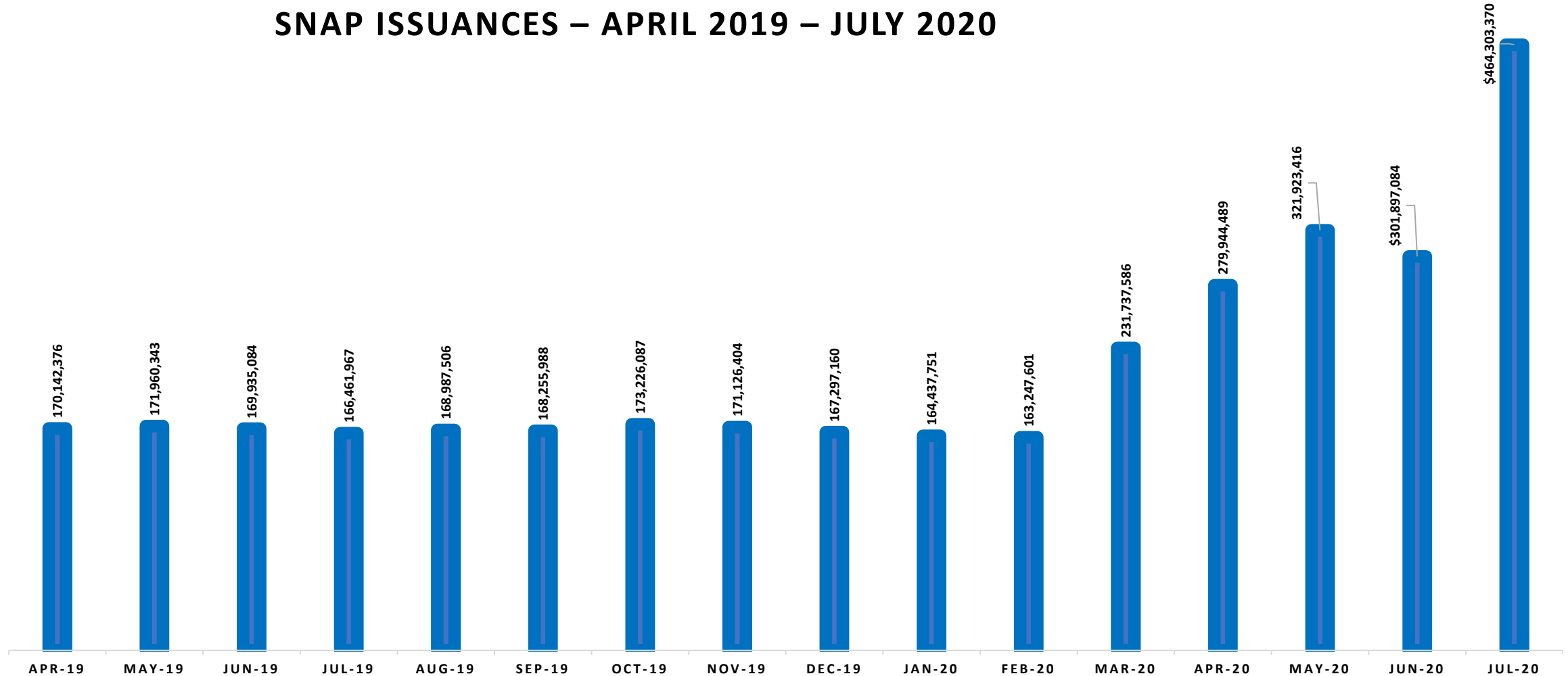
■ # Apps Received ■ # Apps Approved ■ # Apps Denied

SNAP Persons and Households STATEWIDE

SFY2020	Persons	Households
19-Jul	1,365,770	632,180
19-Aug	1,372,252	636,701
19-Sep	1,372,965	637,959
19-Oct	1,370,779	637,219
19-Nov	1,369,503	637,644
19-Dec	1,348,944	629,517
20-Jan	1,399,709	625,814
20-Feb	1,342,624	626,808
20-Mar	1,408,652	656,081
20-Apr	1,631,090	781,055
20-May	1,721,474	825,226
20-Jun	1,762,739	852,661
20-Jul	1,795,318	869,993

Note: July data is not final. Our official FNS 388 reports are not available until 2 months after the close of each month.

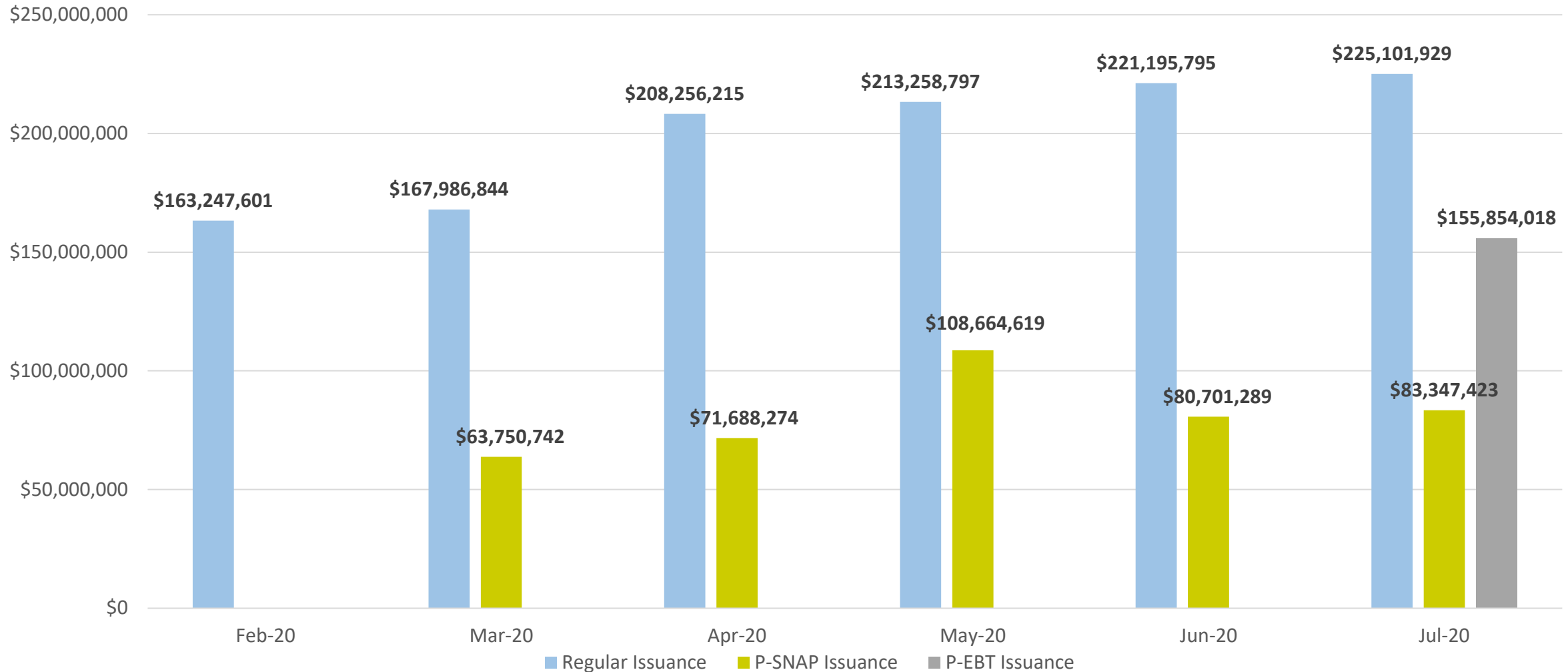
SNAP ISSUANCES – APRIL 2019 – JULY 2020



Total amounts include regular SNAP on-going/daily issuances and P-SNAP issuances. P-SNAP is the COVID-19 emergency allotment. P-EBT is the allotment for children eligible for the free/reduced school lunch program.

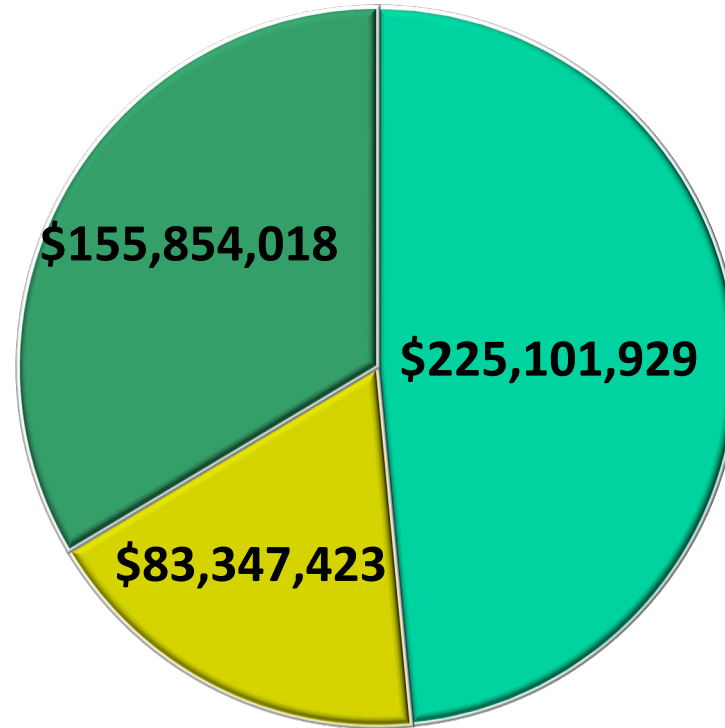
- March 2020 includes regular SNAP and monthly P-SNAP (\$63,750,742).
- April 2020 includes regular SNAP and monthly P-SNAP (\$71,688,274).
- May 2020 includes regular SNAP, monthly P-SNAP (\$77,976,133) and P-SNAP sweeps for prior months totaling \$30,688,486.
- June 2020 includes regular SNAP and monthly P-SNAP including sweeps totaling \$80,701,289).
- July 2020 includes regular SNAP, monthly P-SNAP including sweeps totaling \$83,347,423 and P-EBT totaling \$155,854,018

February 2020 – July 2020 Issuances STATEWIDE



P-SNAP issuances began in March 2020. P-EBT Issuances began in July 2020.
 May – July 2020 P-SNAP issuances include monthly P-SNAP and weekly P-SNAP sweeps
 Regular Issuances include both on-going and daily issuances.

July 2020 Issuances

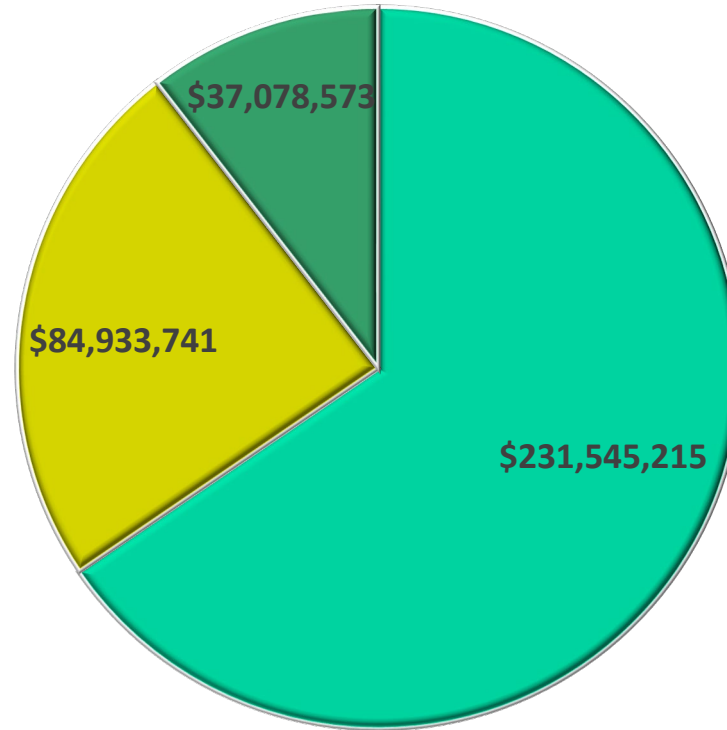


Total issuances for July 2020:
\$464,303,370

 **Regular SNAP Issuance**  **P-SNAP Issuance**  **P-EBT Issuance**

- July 2020 P-SNAP actual issuance is shown based on total amount issued and includes weekly sweeps.
- July 2020 P-EBT amount is based on existing SNAP clients who received P-EBT benefit on their existing EBT card.
- P-EBT is a one-time issuance to clients for the school months of March, April and May 2020 for children who are eligible for the free and reduced lunch program but did not receive meals due to COVID-19 declared school closure.

August 2020 Issuances



Total projected issuances for August:
\$353,557,529

 **Regular SNAP Issuance***  **P-SNAP Issuance**  **P-EBT***

*Regular SNAP issuances and P-EBT issuances for 8/27 – 8/31 have been projected based on a daily average of previous week's actual issuances.

- Actual P-SNAP for August 2020 is shown.
- The increase in regular SNAP issuances is in line with its highest peak in SFY 2013 (\$249M) during the previous recession.



GLOBAL FILTERS

RESET

Date

8/20/2020 8/27/2020

Select Date Range

County

All

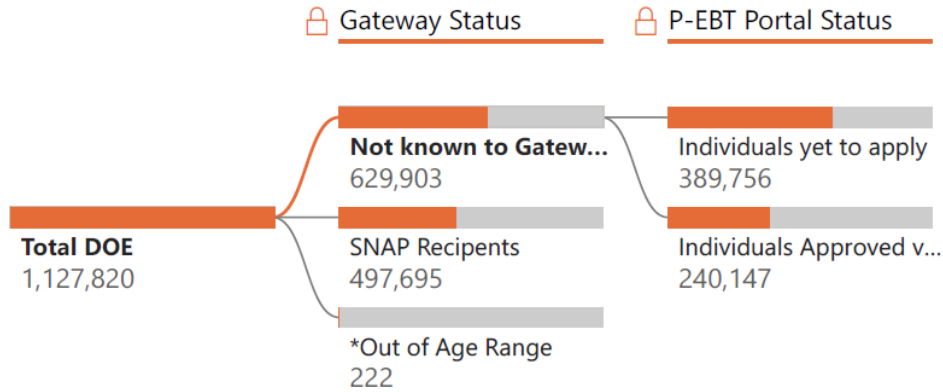
P-EBT Enrollment

1,127,820	497,695	44.13%	240,147	21.29%	389,756	34.56%
Total Individuals from DOE	SNAP Recipients		Individuals Approved via Portal		Individuals yet to apply	

P-EBT Issuance

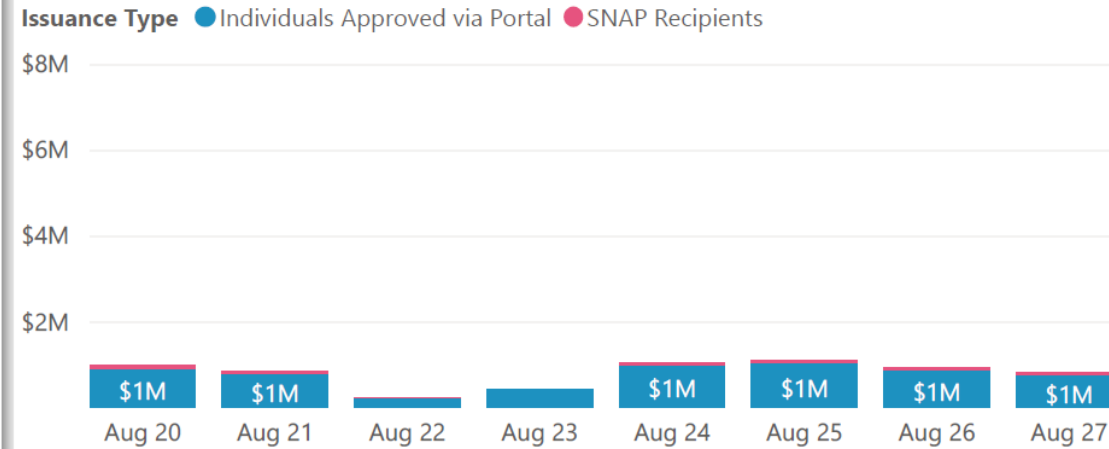
\$189.1M	\$127.6M	\$61.5M
Total Issued	SNAP Recipients	Individuals Approved via Portal

DOE Individual by Status



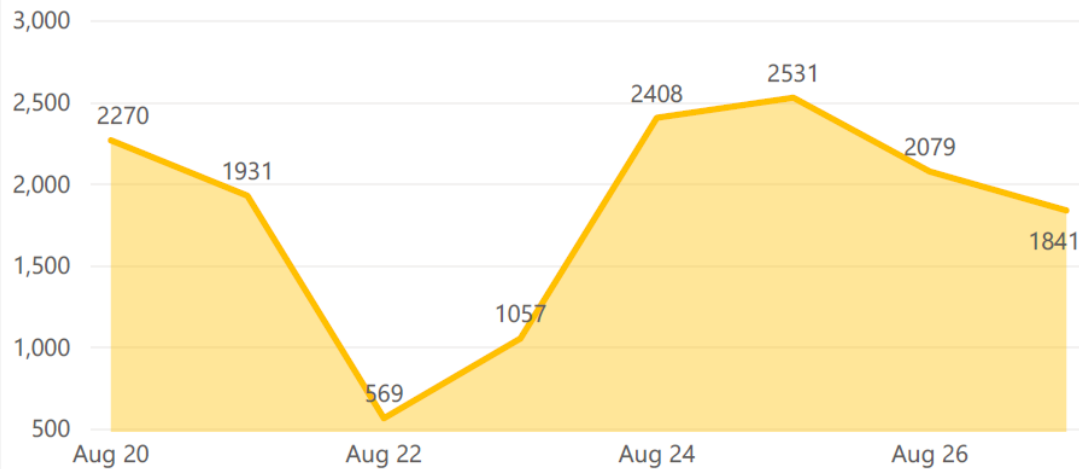
*Out of Age Range - Age of the student not within the range of 3-21 years.

Trend of Issuance Amount

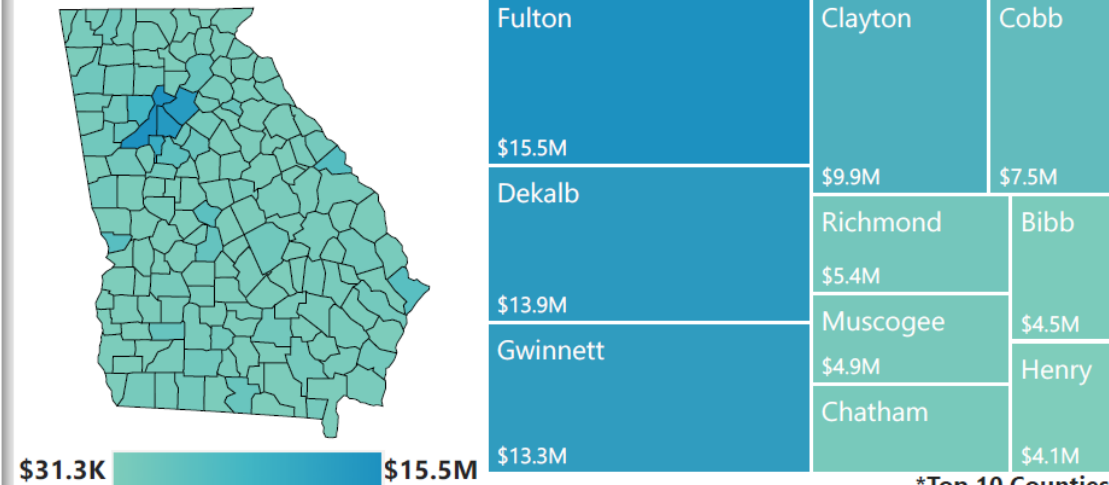


P-EBT Apps Received

Total: 146,111



Issuance by County



*Top 10 Counties

Data as of: 8/27/2020



Questions



Thank You

#iamtheblueprint

Georgia Division of Family
& Children Services
2 Peachtree Street, Suite 19-454
Atlanta, GA 30303



Board Officer Nominations

- Secretary
- Vice Chair
- Chair

County DFCS Board Reports

-Review of 2019 Summary Report

-2020 Reports Due December 13th

-SAB Member Engagement/Role

Board Member Regional Reports

Please briefly address the following:

- What are 1-2 key successes or highlights within your region?
- What are 1-2 key challenges or concerns emerging from your region or county?
- Are there any issues needing attention?
- RAB status report



Closing Remarks and Adjournment

Next board meeting: November 10, 2020